

A. SCHOENINGER.
Children's Rocker.

No. 161,905.

Patented April 13, 1875.

Fig: 1.

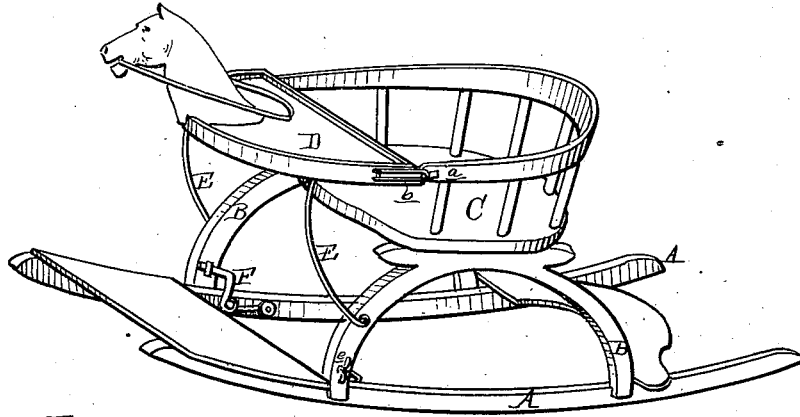


Fig: 3.

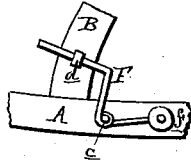


Fig: 4.

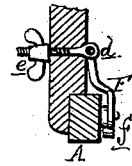
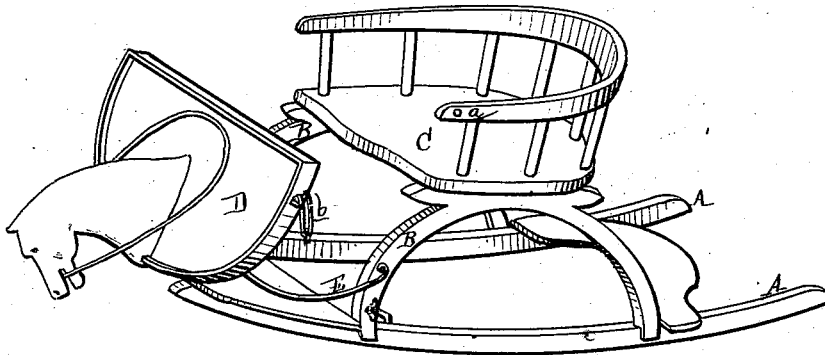


Fig: 2.



Attest.
Edward Parthel.
Wm. P. Spalding

Inventor.
A. Schoeninger
By Attest
Wm. P. Spalding

UNITED STATES PATENT OFFICE.

ADOLPH SCHOENINGER, OF CHICAGO, ILLINOIS.

IMPROVEMENT IN CHILDREN'S ROCKERS.

Specification forming part of Letters Patent No. **161,905**, dated April 13, 1875; application filed January 29, 1875.

To all whom it may concern:

Be it known that I, ADOLPH SCHOENINGER, of Chicago, in the county of Cook and State of Illinois, have invented an Improvement in a Child's Rocker, of which the following is a specification:

The nature of this invention relates to certain improvements in a child's rocker; and it consists, first, in the construction and combination of a pair of bent wooden arches, with the rockers and seat, for supporting the latter; in the combination, with the seat, of a table swinging on arms pivoted to the arches; also, in the combination, with the rockers, of a pair of adjustable rollers, by means of which the rocker is caused to advance at each forward oscillation.

Figure 1 is a perspective view. Fig. 2 is a similar view, showing the table thrown forward. Fig. 3 is a detail elevation of a roller as attached to a rocker. Fig. 4 is a cross-section of the same at *x x*.

In the drawing, *A A* represent a pair of curved rockers, to each of which is secured the lower ends of a bent wooden segment, *B*, which supports one end of a seat, *C*, secured to the top of the segment. The bent standards are not only light, but very strong, and, withal, cheaply made. *D* is a semicircular table secured to the upper ends of two curved metal arms, *E*, whose lower ends are in turn pivoted to the sides of the fore-parts of the standard-segments *B*, enabling the table to be thrown forward and downward, as seen in Fig. 2, to place the child in, or to remove it from the chair. After placing the child in the seat, the table is maintained in a horizontal position in front thereof by an elastic loop, *b*, at each

side of the table looped over a stud, *a*, on the side of the seat-arm. The table may be provided with a carved representation of a horse's head, as shown. To the inner face of each rocker, just back of the junction of the front standard, there is pivoted at *c* a bell-crank iron, *F*, having a segment arm at the upper end, which passes through the eye of a clamp-screw bolt, *d*, which passes horizontally through the standard and receives a wing-nut, *e*, on its outer end; the lower end is bent inwardly to receive a small roller, *f*, which, by throwing back the bell-crank and clamping its segment, can be caused to project below the edge of the rocker. If, now, the device have a rocking movement imparted to it, as soon as the rollers come in contact with the floor the same will slide forward about one foot, to the great delight of the juvenile cavalier.

What I claim as my invention is—

1. The swinging table *D* and arms *E E*, in combination with the seat and standards of a child's rocker, substantially as described.
2. The combination, with the rockers *A* of a child's rocking-horse or chair, of a pair of rollers, *f*, secured to said rockers by the bell-crank *F*, which has the screw-bolt *d* and nut *e*, and adjustable below the edges of said rockers, substantially as and for the purpose set forth.
3. The combination of the rockers *A*, having the adjustable rollers *f*, with the segments *B*, seat *C*, and swinging table *D*, constructed and arranged substantially as described and shown.

ADOLPH SCHOENINGER.

Witnesses:

WM. H. LOTZ,
HERMAN A. KROESCHELL.