

J. YOUNG.
Grate for Stoves.

No. 162,136.

Patented April 13, 1875.

Fig. 1.

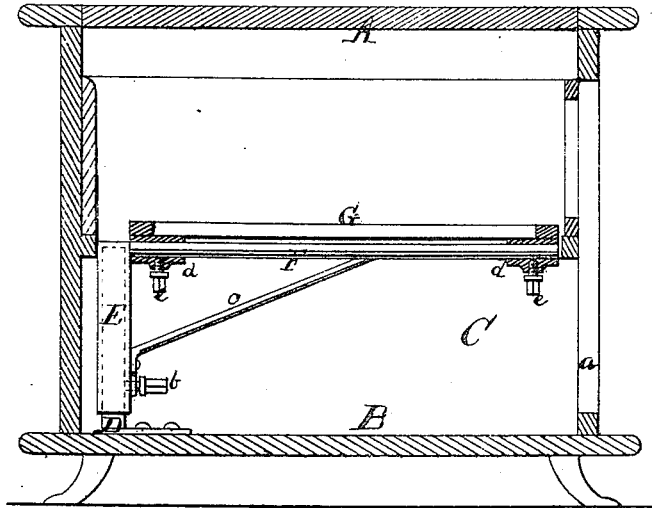


Fig. 3.


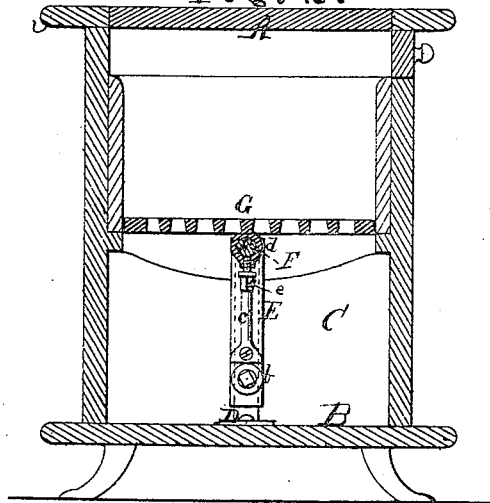


Fig. 4.



Fig. 2.



Witnesses.

Otto Stufelaud
Chas. Nahlers.

Inventor.

John Young
pr
Van Santvoord & Hauff
Attors

UNITED STATES PATENT OFFICE.

JOHN YOUNG, OF BROOKLYN, NEW YORK.

IMPROVEMENT IN GRATES FOR STOVES.

Specification forming part of Letters Patent No. **162,136**, dated April 13, 1875; application filed April 2, 1875.

To all whom it may concern:

Be it known that I, JOHN YOUNG, M. D., of Brooklyn, in the county of Kings and State of New York, have invented a certain new and useful Improvement in Stoves, of which the following is a specification:

This invention is illustrated in the accompanying drawings, in which Figure 1 represents a longitudinal vertical section. Fig. 2 is a transverse section of the same. Figs. 3 and 4 are details which will be referred to as the description progresses.

Similar letters indicate corresponding parts.

This invention relates to an improvement in that class of stoves in which the fire-grate is so arranged that its distance from the heating-plate of the stove can be adjusted, and the heat produced by the fire on the grate can be regulated according to circumstances.

My improvement consists in the combination of a standard, secured to the bottom plate of a stove, a slide fitting said standard and carrying a supporting-rod steadied by a brace, a fire-grate, fastened to the supporting-rod, and a set-screw for retaining the slide at the desired elevation in such a manner that the grate is firmly supported by a single standard, and that the operation of adjusting the same at the desired elevation is materially facilitated.

In the drawing, the letter A designates the top or heating-plate of a stove, and B is its bottom plate, which also forms the bottom of the ash-chamber C, to which access is had through an opening, *a*, in front of the stove. On the bottom plate B is secured a standard, D, near the rear plate and about in the middle of the width of the ash-chamber, and on this standard is fitted a sleeve or slide, E, which can be moved freely up and down, and which is secured in the desired position by a set-screw, *b*. From the front side of the slide E extends a rod, F, which is steadied by a

brace, *c*, and which serves to support the fire-grate G, said fire-grate being provided on its under surface with two eyes, *d*, which fit the rod F, and which are provided with set-screws *e*, for the purpose of securing the fire-grate in the desired horizontal position. One of the eyes, *d*, is split open, so that the same is capable of passing the end of the brace *c*. The head of the set-screw *b*, which serves to fasten the slide E on the standard D, points toward the front of the stove, so that it can be conveniently reached by means of a wrench, H, Fig. 3, which is introduced through the door of the ash-chamber, and which is of such a length that the grate can be conveniently raised or lowered by its aid. Another wrench, I, (Fig. 4,) serves to operate the set-screws *e* which fasten the grate on the supporting-rod F. By these means, the fire-grate can be readily raised or lowered and fastened in any desired position, and only one standard is required, since the supporting-rod of the grate is steadied by a brace. Said standard can be easily secured in position on the bottom plate of a stove, and, if it is not required, it can be taken off without difficulty.

I do not claim broadly, as my invention, a fire-grate which can be adjusted up and down, since various devices have been used for this purpose.

What I claim as new, and desire to secure by Letters Patent, is—

The combination, with the fire-grate G, of a single standard, D, sleeve or slide E, supporting-rod F, brace *c*; and set-screw *b*, substantially as and for the purpose shown and described.

In testimony that I claim the foregoing, I have hereunto set my hand and seal this 30th day of March, 1875.

Witnesses: J. YOUNG, M. D. [L. S.]
W. HAUFF,
E. F. KASTENHUBER.