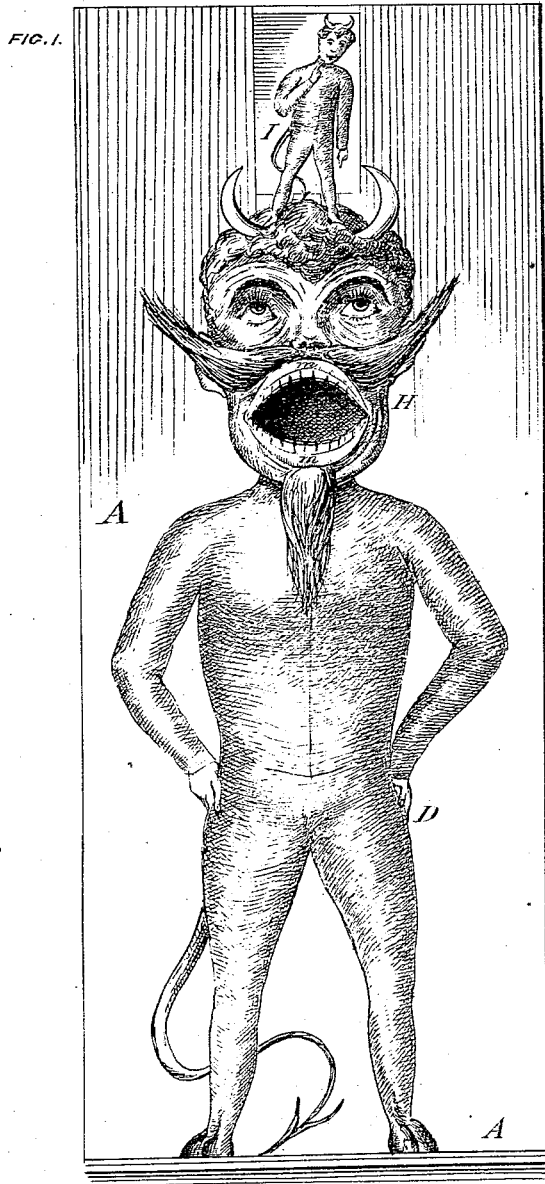


C. BUCKNER, Jr.  
Target.

No. 162,149.

Patented April 20, 1875.



SCALE FOR FIGS 1 & 2 - 1 INCH = 1 FOOT

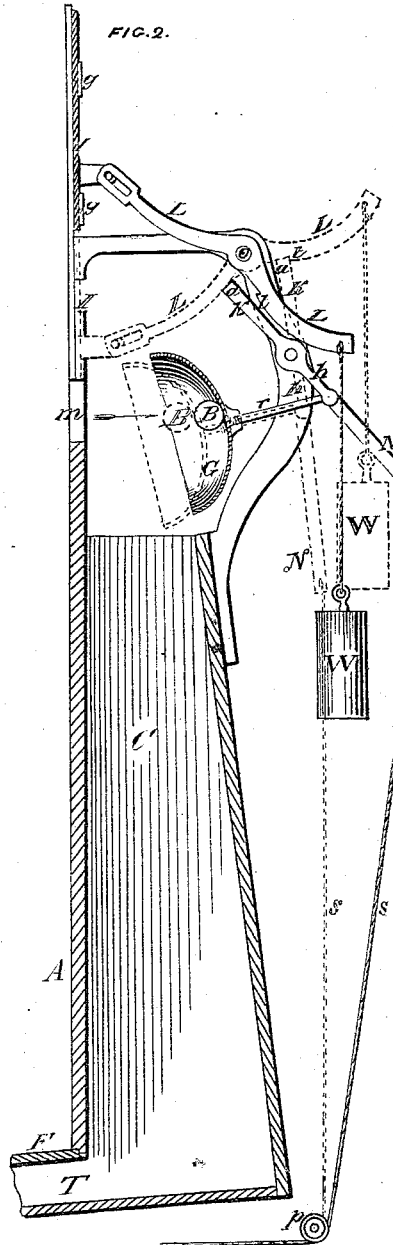
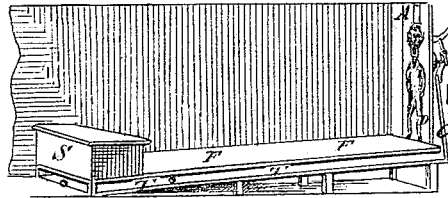


FIG. 3.

Witnesses:  
Henry de Tunc.  
John H. Pitt.



Inventor:  
Charles Buckner, Jr.  
Per att.  
Amel Varicas

# UNITED STATES PATENT OFFICE.

CHARLES BUCKNER, JR., OF SAN FRANCISCO, CALIFORNIA, ASSIGNOR OF ONE-HALF HIS RIGHT TO JOHANN H. A. LUDWIG, OF SAME PLACE.

## IMPROVEMENT IN TARGETS.

Specification forming part of Letters Patent No. 162,149, dated April 20, 1875; application filed June 19, 1874.

*To all whom it may concern:*

Be it known that I, CHARLES BUCKNER, JR., of the city and county of San Francisco, State of California, have invented an Improved Game, termed Devil's Appetite, of which the following is a specification:

My invention relates to a game target or apparatus consisting of a board erected, on which a design of a devil is painted, with large head and open mouth, and so arranged, by mechanism connected with a gong representing the inside of this mouth, that when soft balls are thrown, and properly directed so as to hit the same, they shall strike this gong, and cause a small imp to rise above the head of this devil, pointing downward and to his own mouth to intimate that the shots have been well thrown; and a gallery is or may be also so constructed that these balls thus well aimed shall be made to fall beyond this figure, and roll down an inclined plane below the flooring back again to the thrower.

Figure 1 is a longitudinal elevation of a board with the design of a devil painted thereon, having a large open mouth with gong at the back, and small imp at the top of the head, constituting part of the game-target embodying my invention. Fig. 2 is a transverse vertical section of Fig. 1, showing the mechanism from the gong at the back of the mouth of the design for actuating the imp, constituting part of the game-target apparatus embodying my invention. Fig. 3 is a perspective view of a gallery with figure described erected at the end.

A A is a board, on which a figure of a devil, D, has been painted, the head H being of rather large proportions compared to the body, and provided with an open mouth, *m m*, cut out of the wood, so as to allow of balls being thrown through. At the back of this mouth *m m*, and some distance away from it, a gong, G, is placed, so that such balls may impinge thereon, and it is connected by a rod, *r*, with a lever-arm, *h*, the end of which K forms a catch, *a*, to a tooth, *t*, of a curved lever, L L. At one end of this lever L L a weight, W, is hung, and at the other a piece of sheet metal bearing a representation of an imp, I, is adjusted, so as to slide within the grooves *g g*

provided on the metallic part of the board A A as this lever L L pivots on its axis *o*.

In Figs. 1 and 2 the imp I is shown shot up by reason of a ball, B, having struck the gong G, while the dotted lines show the original position of the mechanism, wherein the catch *a* is set to the tooth *t*, and the imp I is hidden behind the head H.

When, however, a ball is properly directed, so as to pass through the mouth *m m* and impinge on the gong G, it instantly forces it to emit a musical sound, and causes the catch *a* to be disengaged from the tooth *t*, and the weight W being then unsupported falls down, and shoots up the imp I, which is represented as pointing to the object struck. The ball thus thrown falls down the channel C, and rolls along the incline T T under the flooring F F, so as to return to where the thrower is supposed to be—at the stand S—and be again ready for use.

For resetting the mechanism after a ball has struck the gong G and raised the imp I, a thin rope, *s*, is, or may be, attached to the projecting arm N of the lever *h*, and is adjusted over the pulley *p*, so as to pass under the incline T T, and be at hand at some convenient place near the stand S, so that by pulling the same the weight W may be raised, and the catch *a* again adjusted to the tooth *t*.

I do not confine myself to the mouth-opening *m m*, in the game herein described, as such aperture may be in any other suitable part of the body of the image; and I also do not claim the mechanism consisting essentially of the levers L L K, weight W, as I am aware that this is not new, and that a variety of means may be devised to accomplish the same purpose; but

I claim as my invention—

The target herein described, consisting essentially of the board A, figure D, opening *m m*, sliding figure I, levers L *h*, and gong G, all combined and arranged to operate substantially as and for the purposes set forth.

CHARLES BUCKNER, JR.

Witnesses:

ALFRED C. CRANE,  
LIONEL VARICAS.