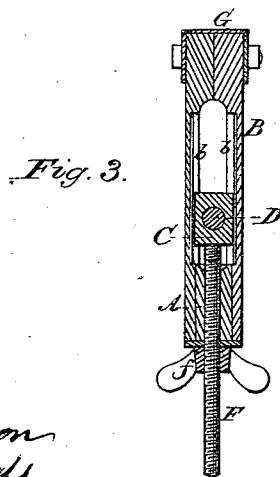
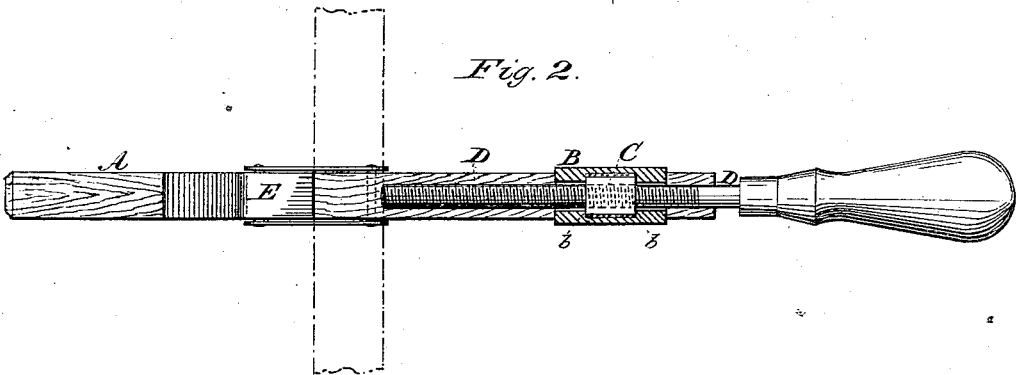
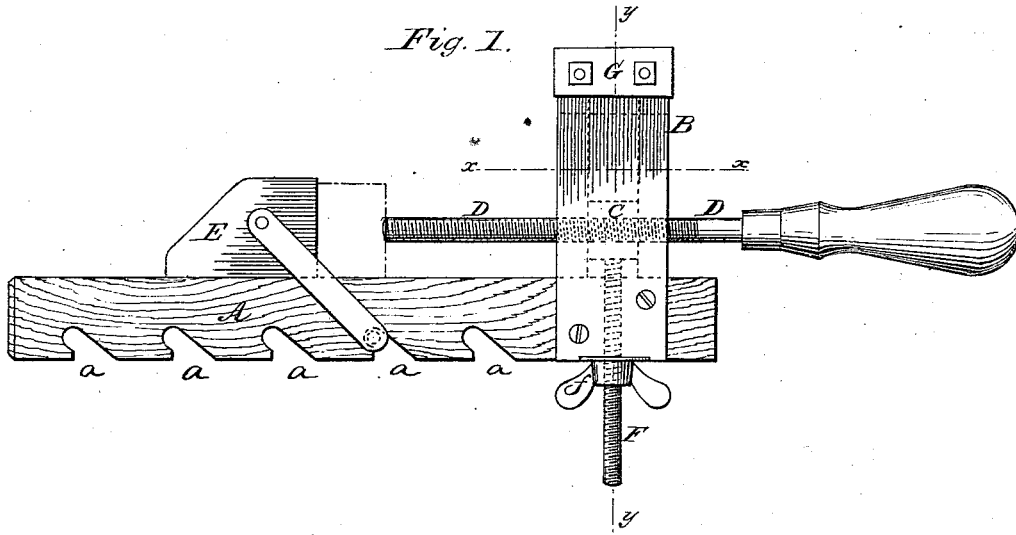


D. A. FISHER, Jr.  
Joiners' Clamp.

No. 162,281.

Patented April 20, 1875.



Witnesses:  
James Donaldson  
C. A. Smith.

Inventor:  
David A. Fisher.

# UNITED STATES PATENT OFFICE.

DAVID A. FISHER, JR., OF WASHINGTON, DISTRICT OF COLUMBIA.

## IMPROVEMENT IN JOINERS' CLAMPS.

Specification forming part of Letters Patent No. **162,281**, dated April 20, 1875; application filed March 30, 1875.

*To all whom it may concern:*

Be it known that I, DAVID A. FISHER, Jr., of the city of Washington and District of Columbia, have invented certain Improvements in Joiners' Clamps, of which the following is a specification:

The object of my invention is to more easily and readily adjust the nut in clamps, so as to obtain a central purchase on wood of any thickness; and it consists in an adjustable nut, attached to and operated by a screw at right angles to the main clamp-screw, and sliding in suitable guideways, all of which will be more definitely described, reference being had to the accompanying drawing and letters of reference thereon, in which—

Figure 1 is a side elevation of my invention. Fig. 2 is a horizontal section on line *x x*. Fig. 3 is a vertical section on line *y y*.

In the drawing, A is the bed or main part of the clamping device, provided with the usual notches *a a*, and having secured at one end the screw block or support B, in which are arranged the guides or ways for the nut C. Into this the clamping or pressure screw D is fitted, and on the other end is the usual

block E. To the nut C the regulating-screw F is connected, and provided with a thumb-nut, *f*, to hold and adjust the nut C in the desired position. The guides *b* are preferably lined with metal to prevent wear. The screw-block B is provided at its upper end with a metal cap, G, secured by small bolts or screws, to prevent it from splitting.

The operation is as follows: The wood, of any desirable thickness, being placed against the block, the nut, with the clamping-screw, is adjusted to the central part of the wood by the regulating-screw F, so as to obtain a central purchase on said wood.

Having thus described my invention, what I claim, and desire to secure by Letters Patent, is—

The combination of the bed A, support B, clamping-screw D, and block E with an adjustable nut, C, and screw F, constructed as shown, and for the purpose described.

DAVID A. FISHER, JR.

Witnesses:

A. MOORE,  
H. S. MILLER.