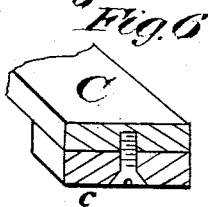
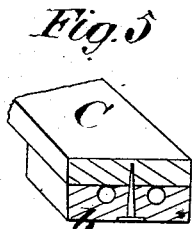
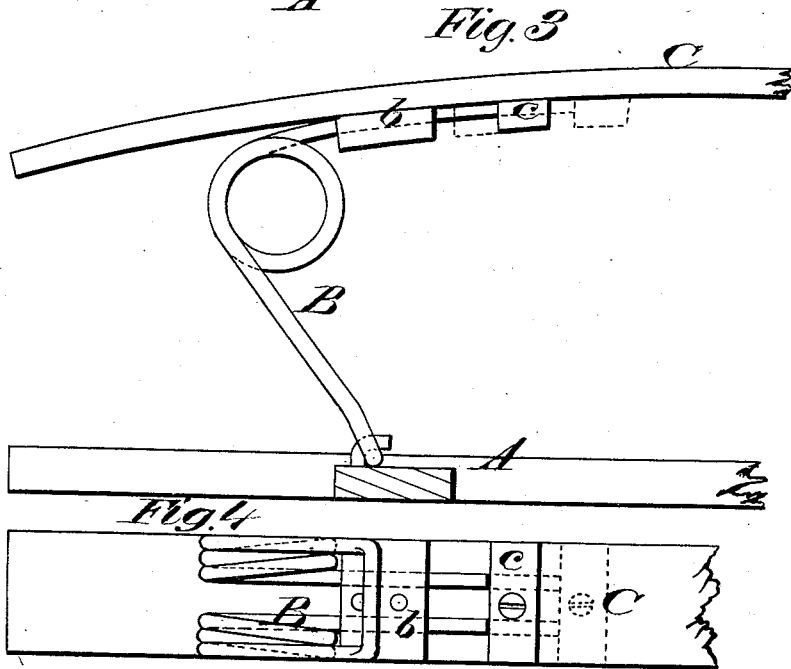
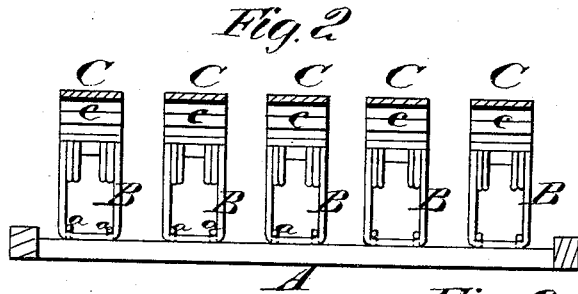



J. R. NEWMAN.
Spring-Bed Bottom.

No. 162,680.

Patented April 27, 1875.



WITNESSES
Chas. H. Bates
George E. Upham

INVENTOR
Jared R. Newman
Chipman & Spurr
ATTORNEYS

UNITED STATES PATENT OFFICE.

JARED R. NEWMAN, OF FRANKLIN, PENNSYLVANIA.

IMPROVEMENT IN SPRING BED-BOTTOMS.

Specification forming part of Letters Patent No. **162,680**, dated April 27, 1875; application filed February 20, 1875.

To all whom it may concern:

Be it known that I, JARED R. NEWMAN, of Franklin, in the county of Venango and State of Pennsylvania, have invented a new and valuable Improvement in Spring Bed-Bottoms; and I do hereby declare that the following is a full, clear, and exact description of the construction and operation of the same, reference being had to the annexed drawings, making a part of this specification, and to the letters and figures of reference marked thereon.

Figure 1 of the drawing is a representation of a side view of my bed-spring. Fig. 2 is a transverse vertical sectional view of the same, and Figs. 3, 4, 5, and 6 are detail views.

This invention has relation to spring bed-bottoms, which are made partly of wood and partly of metal; and the nature of my invention consists in the combination of grooved blocks and adjustable abutments, with bowed or arched slats and supporting-springs, whereby more or less bow can be given to the slats, as may be required.

In the annexed drawings, A designates a frame, which is adapted to a bedstead, and which affords support to the springs B and slats C. Into the cross-pieces of the frame A hooks *a a* are inserted at suitable distances apart, which hooks receive and hold the lower ends of the springs B. Each one of the springs B is formed of a single piece of wire, bent as

shown in the drawings. The upper disconnected ends of the springs B are passed through blocks *b*, which are rigidly secured to the bottom sides of the slats C, and the ends of the springs abut against blocks *c*, which are secured by screws to the slats short distances from the blocks *b*. The blocks *c* are adjustable toward and from the blocks *b*, for the purpose of giving more or less of an arch to the slats C, according to the strength and elasticity required.

By making the abutments *c* adjustable, as stated, the proper arched form of the slats can be restored, should they sag from long use. The free ends of the springs are slipped loosely through the grooved blocks, and the connected ends of the springs are readily detachable from the hooks *a*, thus allowing new slats to be substituted for broken slats.

What I claim as new, and desire to secure by Letters Patent, is—

In a bed-bottom, having arched slats C, supported by springs B, the grooved blocks *b* and adjustable blocks *c*, combined as described.

In testimony that I claim the above I have hereunto subscribed my name in the presence of two witnesses.

JARED R. NEWMAN.

Witnesses:

J. LONGWELL,
J. ARTHUR O'DELL.