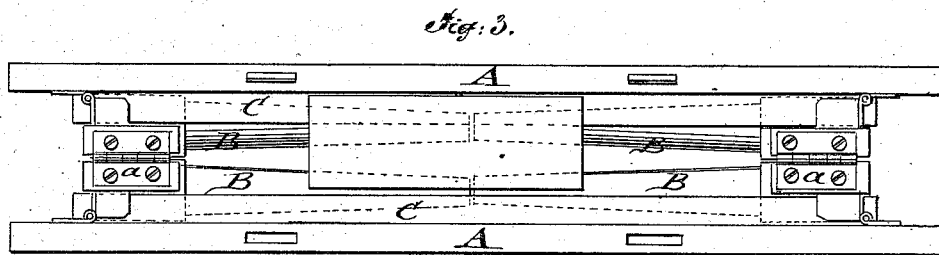
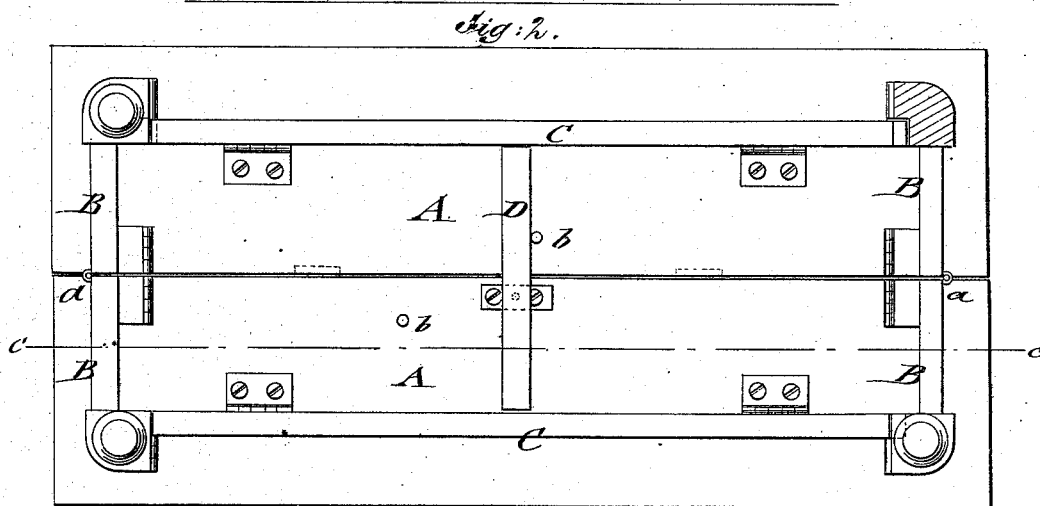
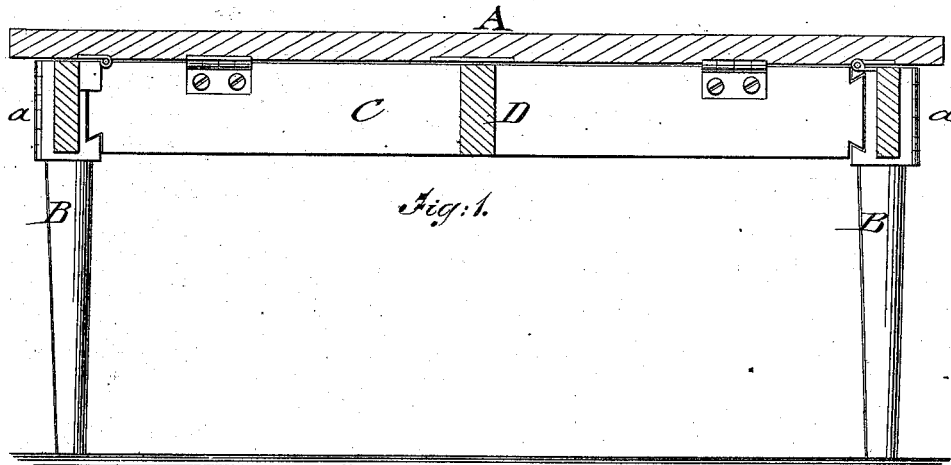


R. SPRIGADE & J. SCHNOERING.
Folding-Table.

No. 162,865.

Patented May 4, 1875.



WITNESSES:

Chas. Nida
A. F. Tinsy

INVENTOR:

R. Sprigade and
J. Schnoring
ATTORNEYS.

UNITED STATES PATENT OFFICE.

RUDOLPH SPRIGADE AND JOHN SCHNOERING, OF BROOKLYN, E. D., N. Y.

IMPROVEMENT IN FOLDING TABLES.

Specification forming part of Letters Patent No. **162,865**, dated May 4, 1875; application filed March 29, 1875.

To all whom it may concern :

Be it known that we, RUDOLPH SPRIGADE and JOHN SCHNOERING, of Brooklyn, E. D., Kings county, New York, have invented a new and Improved Folding Table, of which the following is a specification :

Figure 1 represents a vertical longitudinal section on the line *c c*, Fig. 2, of our improved folding table ; Fig. 2, a bottom view ; and Fig. 3 a side view of the same as folded together.

Similar letters of reference indicate corresponding parts.

The object of our invention is to furnish an improved table for hotel and family use, that may be readily folded together into narrow compass so as to be conveniently carried, stored, packed, and shipped.

Our invention consists of a table with longitudinal top sections, hinged to folding-leg sections, and locked by hinged side-boards, and a pivoted lateral piece for retaining the table-sections when in open position.

In the drawing, A represents the longitudinal top-sections of the table, which are centrally divided to be of equal size, and connected by tongues and grooves in the usual manner when thrown into position for use. The lateral leg-sections B are also centrally divided into equal parts and hinged together, the parts again hinged to the ends of the table-sections, so that the table and leg-sections may be firmly folded together by swinging them around the stronger hinge-joints *a* of the leg-sections. The longitudinal side-

boards C are hinged to the under side of the table-sections, and fitted by dove-tailed ends into corresponding recesses of the leg-sections so as to bind firmly thereon and retain them in position when open. The side-boards *c* are finally locked in position by a pivoted lateral center-piece D, that is turned from its longitudinal position at the under side of one table section into lateral position, imparting a firm and stable connection to the whole table. Stop-pins *b* define the different positions of the center-piece. For folding the table the center-piece is swung into longitudinal direction, the side-boards are turned up to the under side of the table-sections, the leg-sections carried over the same, and then folded together with the top into a very compact shape, as shown in Fig. 3, so as to be quickly and readily removed and stored out of the way.

Having thus described our invention, we claim as new and desire to secure by Letters Patent—

A folding table composed of longitudinally-divided top-sections with hinged centrally-divided leg-sections, hinged side-boards, and pivoted locking center-piece, arranged for opening and folding, substantially as specified.

RUDOLPH SPRIGADE.
JOHN SCHNOERING.

Witnesses :

PAUL GOEPPEL,
T. B. MOSHER.