

E. CUNDEY.
Soap-Holder.

No. 162,905.

Patented May 4, 1875.

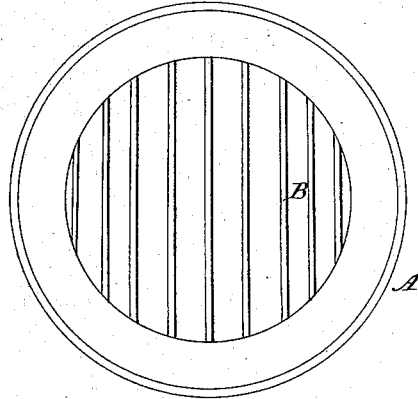


Fig. 1.

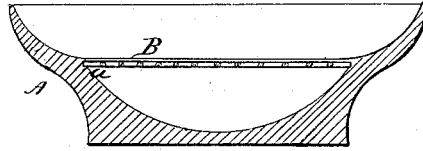


Fig. 2

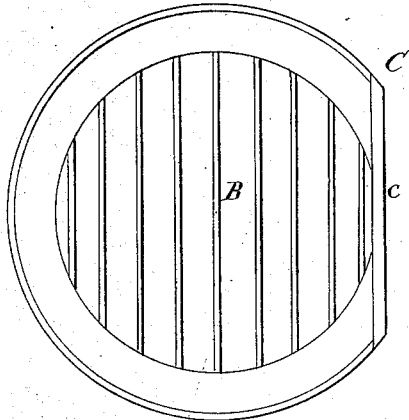


Fig. 3

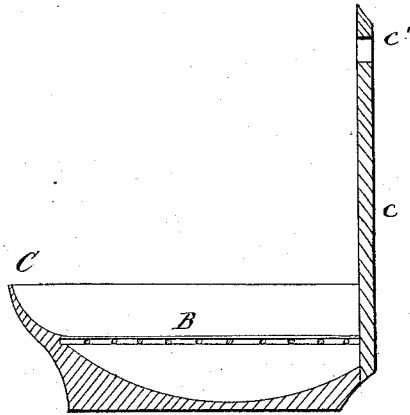


Fig. 4

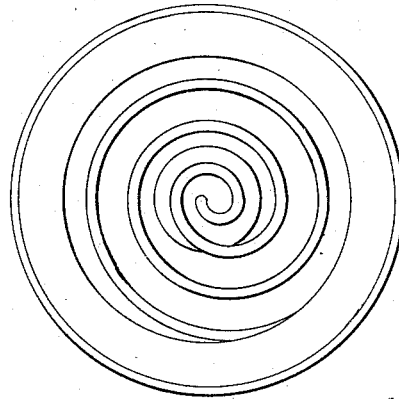


Fig. 5.

Witnesses
J. F. Hartman.
J. B. Connolly

By

Inventor
Elyah Cunday
Connolly Pro

Attorneys

UNITED STATES PATENT OFFICE.

ELIJAH CUNDEY, OF PHILADELPHIA, PENNSYLVANIA.

IMPROVEMENT IN SOAP-HOLDERS.

Specification forming part of Letters Patent No. **162,905**, dated May 4, 1875; application filed June 25, 1874.

To all whom it may concern:

Be it known that I, ELIJAH CUNDEY, of Philadelphia, in the county of Philadelphia and State of Pennsylvania, have invented certain new and useful Improvements in Soap-Boxes; and I do hereby declare the following to be a full, clear, and exact description of the invention, such as will enable others skilled in the art to which it pertains to make and use it, reference being had to the accompanying drawings, which form a part of this specification, in which—

Figure 1 is a plan view. Fig. 2 is a vertical central section. Fig. 3 is a plan view of a modification. Fig. 4 is a vertical section of the same, and Fig. 5 is a plan view of another modification.

My invention has for its object to provide a soap-box which will effect the ready drainage of water and allow thorough and easy cleaning.

My invention accordingly consists of a soap-box having a drainer above its bottom formed of round or equivalent-shaped rods or bars.

Referring to the accompanying drawing, which illustrates my invention, A represents a circular soap-box or dish-shaped vessel having an annular groove, *a*, in which are inserted round iron rods B, the central or longest rods being sprung or bent in the process of insertion, assuming their true horizontal position when in place. C represents another form of soap-box, illustrating the same principle, and designed for hanging upon the wall, having a

vertical side, *c*, with an opening, *c'*. In this case, round wooden rods may be substituted for the iron rods, the ends being secured in place.

In Fig. 5 a modification is exhibited in the form of a box having a central stud, from which proceeds a wire rod arranged as a convoluted scroll, the outer end of which is fastened in or to the side of the vessel.

I am aware that a horizontal diaphragm above the bottom of a soap-dish has been heretofore known and used as a drainer. The objection to this (a perforated plate) is that the soap adheres to it, and that it is difficult or nearly impossible to clean the dish without removing the diaphragm. The soap will not, however, adhere to the round bars, and the cleaning of the box can be effected in a moment with a brush.

What I claim as my invention is—

1. A soap-box having a strainer formed of round or equivalent-shaped metal or wooden rods, substantially as shown and described.

2. The soap-box A, having the drainer B, formed of metal bars resting in an annular groove, *a*, the middle bars being sprung into place, substantially as shown and described.

In testimony that I claim the foregoing I have hereunto set my hand this 16th day of June, 1874.

ELIJAH CUNDEY.

Witnesses:

JNO. A. BELL,
T. F. HARTMAN.