

D. HESTON.  
Shaving-Mug.

No. 162,921.

Patented May 4, 1875.

Fig. 1.




Fig. 5.

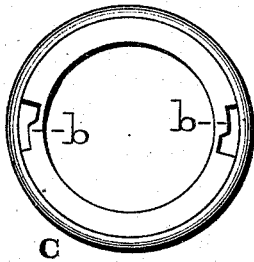


Fig. 3.

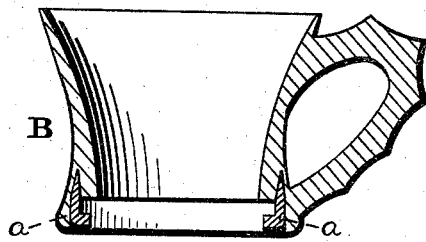


Fig. 4.

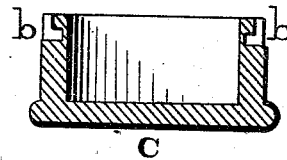
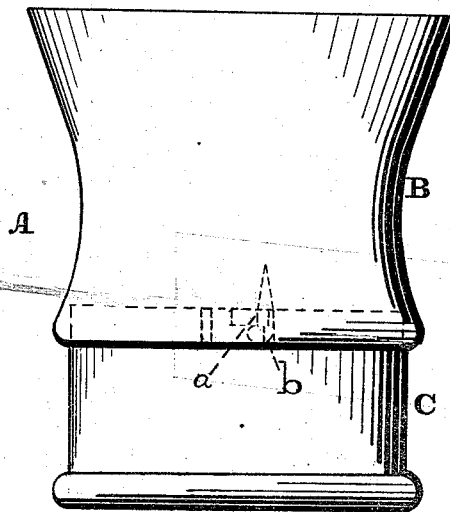


Fig. 2.



Witnesses:  
L. F. Brown,  
A. P. Grant.

Inventor:  
David Heston,  
by  
John A. Diederichs  
Att'y.

# UNITED STATES PATENT OFFICE.

DAVID HESTON, OF PHILADELPHIA, PENNSYLVANIA.

## IMPROVEMENT IN SHAVING-MUGS.

Specification forming part of Letters Patent No. **162,921**, dated May 4, 1875; application filed April 14, 1875.

*To all whom it may concern:*

Be it known that I, DAVID HESTON, of the city and county of Philadelphia, and State of Pennsylvania, have invented a new and useful Improvement in Shaving-Cups; and I do hereby declare the following to be a clear and exact description of the nature thereof, sufficient to enable others skilled in the art to which my invention appertains to fully understand, make, and use the same, reference being had to the accompanying drawings making part of this specification, in which—

Figure 1 is a side elevation of the device embodying my invention. Fig. 2 is a front view thereof. Fig. 3 is a transverse section of the upper portion thereof. Fig. 4 is a transverse section of the lower portion thereof. Fig. 5 is a top view of the lower portion.

Similar letters of reference indicate corresponding parts in the several figures.

My invention consists in forming a shaving-cup of detachable sections. It also consists in a soap-receptacle made detachable from the body of the cup, and constituting an integral portion thereof.

Referring to the drawings, A represents a shaving-cup, which is made in two sections, B C. The lower section C is adapted to receive and hold the soap or shaving compound, and the upper section constitutes a receptacle for the shaving-brush and lather formed thereby, the upper section being the body of the cup.

The two sections are made detachable from each other, as seen in Figs. 3 and 4; but they fit together snugly or with a tight joint, so that leakage between them cannot occur.

In order to prevent unintentional disen-

agement of the sections, one section is formed on the inner face of its lower end with an inwardly-projecting tongue or hook, *a*, and the other section on the upper end of its outer face with an L-shaped groove or slot, *b*, so that by rotation of one section the tongue moves in the lower limb or horizontal portion of the groove, after the manner of a bayonet-joint, and thus locks the two sections, the disengagement of which being readily performed by properly rotating one of the sections. An inclined flange, however, may be formed on one section and lugs on the other section; or the two sections may be threaded, or a lock otherwise produced, the result being the same as that stated.

It will be seen that the cup may be easily produced, and for transportation packed in small compass. Provision is also made for filling the lower receptacle C with soap or shaving compound without introduction through, or independent of, the top portion B, and the entire inner face of the cup is most readily accessible for purposes of cleansing.

Having thus described my invention, what I claim as new, and desire to secure by Letters Patent, is—

1. As a new article of manufacture, a shaving-cup made of detachable sections, substantially as and for the purpose set forth.

2. The soap-receptacle C, made detachable from the body of a shaving-cup, and constituting an integral portion thereof, substantially as and for the purpose set forth.

DAVID HESTON.

Witnesses:

LEWIS F. BROUS,  
ALBERT H. HOECKLEY.