

ELLEN B. VIETS,  
Apparatus for Shaping Pantaloon.

No. 162,977.

Patented May 4, 1875.

Fig. 1.

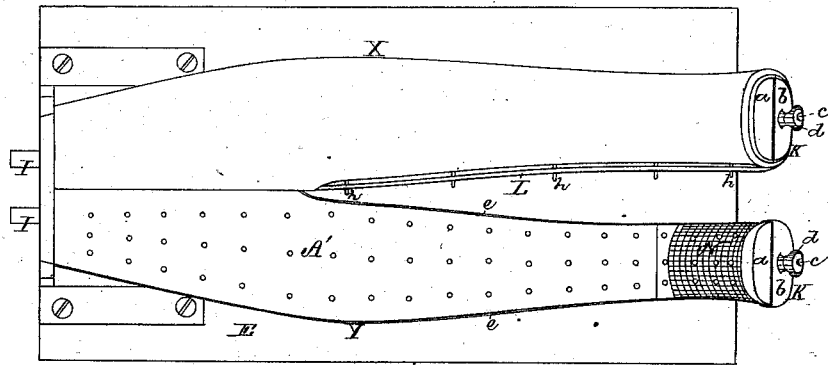


Fig. 2.

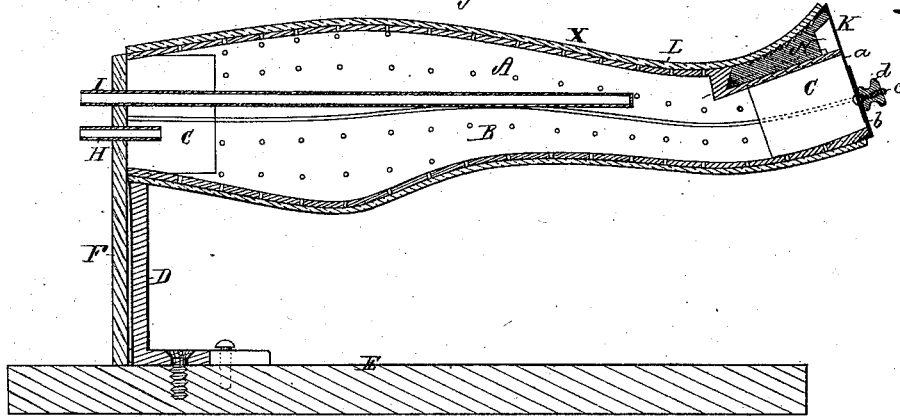
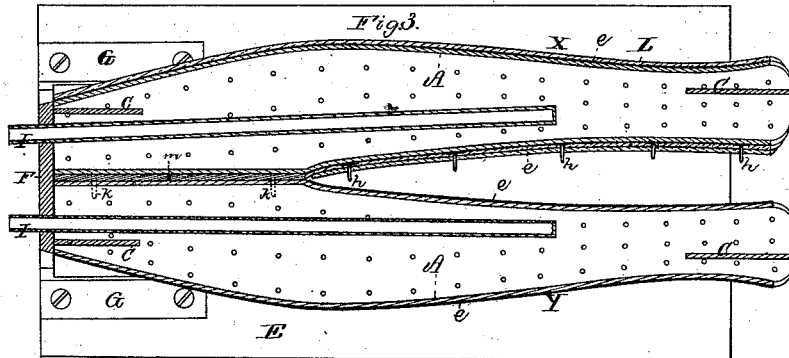


Fig. 3.



Witnesses

S. N. Piper.

L. W. Hollen.

Ellen B. Viets.

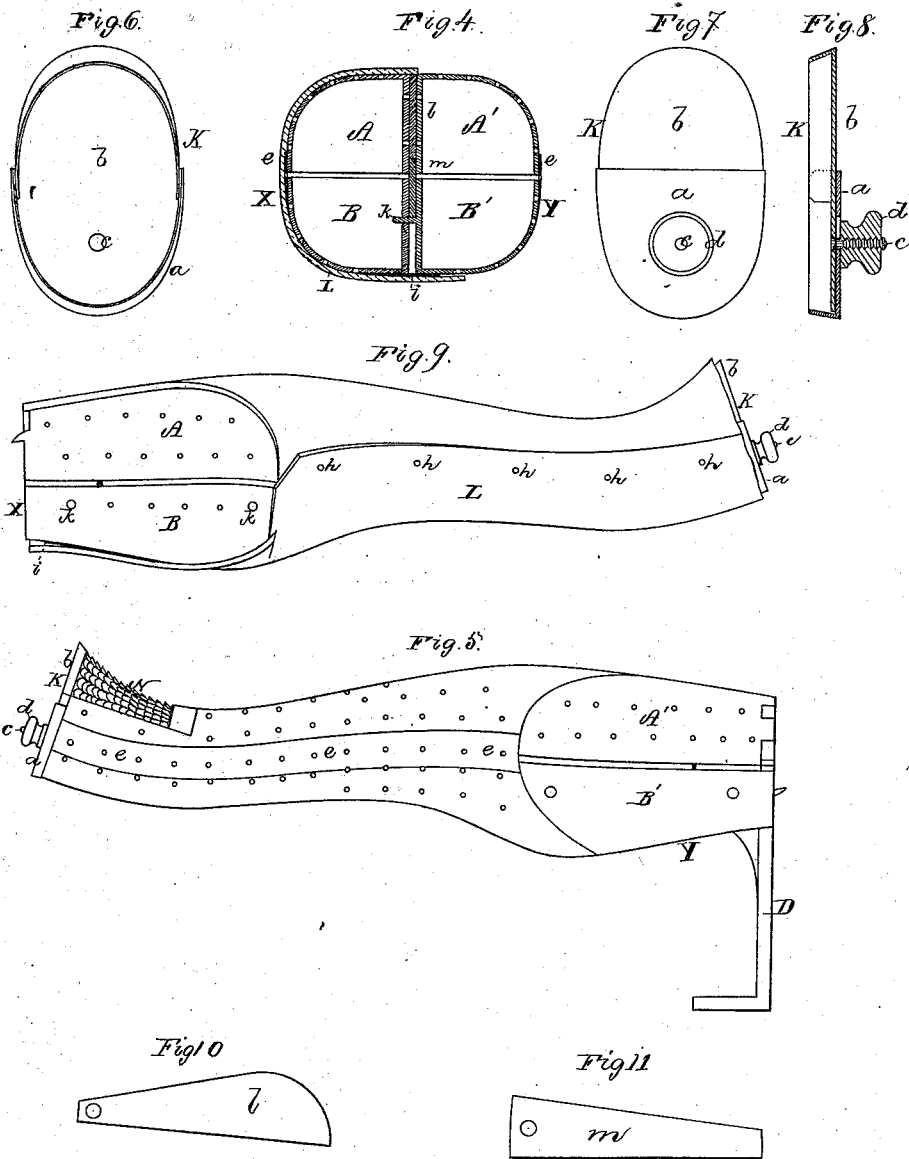
by her attorney

R. H. Eddy

ELLEN B. VIETS,  
Apparatus for Shaping Pantaloons.

No. 162,977.

Patented May 4, 1875.



Witnesses.  
S. N. Piper.  
L. N. Keller.

Ellen B. Viets  
 by her attorney.  
R. W. Eddy

# UNITED STATES PATENT OFFICE.

ELLEN B. VIETS, OF BOSTON, MASSACHUSETTS.

## IMPROVEMENT IN APPARATUS FOR SHAPING PANTALOONS.

Specification forming part of Letters Patent No. 162,977, dated May 4, 1875; application filed April 29, 1875.

*To all whom it may concern:*

Be it known that I, ELLEN B. VIETS, of Boston, of the county of Suffolk and State of Massachusetts, have invented a new and useful Improvement in Apparatus for Steaming, Drying, and Shaping Pantaloon-legs; and do hereby declare the same to be fully described in the following specification and represented in the accompanying drawings, of which—

Figure 1 denotes a top view of the apparatus or pantaloons-former, with the elastic presser on one of the chambered leg portions of it. Fig. 2 is a longitudinal section taken through one of such leg portions of the former. Fig. 3 is a horizontal section of the apparatus. Fig. 4 is a transverse section of it. Fig. 5 is an inner-side view of one of the leg portions.

My invention relates to pantaloons shapers or formers; and consists in the combination of steam-inducts and drying-pipes with two chambered and perforated leg portions of a pantaloons-former, as hereinafter described; also, in a series of crotch-pieces, combined with the chambered leg portions, constructed as hereinafter set forth; also, in the combination of separate extensile caps or covers with the main chambered leg portions, as specified; also, in movable instep portions or parts, toothed or grooved on their outer surfaces; also, in an elastic presser or jacket of india rubber, combined with each of the two main portions of the pantaloons-former, as hereinafter explained.

In these drawings, the pantaloons shaper or former is represented as composed of two main leg and body portions, X Y, consisting of four sections or parts, A B A' B', they being chambered. Between the two parts A and B, and also between the two parts A' B', there is one of two wedges, C, for pressing the two asunder vertically. The part B' projects from the top of a vertical post or standard, D, erected on a base, E. In the rear of the standard D is another standard, F, provided with the beveled feet to go between guides G G. The standard F supports two short pipes, H H, and two long ones, I I, which go through it, and extend within the chambers of the apparatus. The longer pipes are closed at their inner ends, but the shorter ones are open at theirs, and are for the introduction of steam

from a generator or boiler into the two main portions of the apparatus, each of such portions being perforated with numerous holes, to enable the steam to pass through such holes to the garment or pantaloons when stretched on such apparatus. The longer pipes are the driers, they being for heating, by steam let into them, the air within the chambers of the apparatus, in order to effect the drying of the pantaloons after the steaming of them may have been accomplished. There is to each chambered leg portion, X or Y, a removable instep part, N, which is also perforated, and is grooved transversely, or provided with transverse sharp ribs like file-teeth, such being to enable it to take a firm hold of the pantaloons-leg when drawn upon it. A cover, K, extensile or contractile, longitudinally caps the outer end of each leg portion, X or Y, such cover being composed of two parts, a b, lapped on one another, and connected by a set-screw, c, provided with a nut, d. The screw projects from one part and through a slot in the other. One of these end-covers is shown in top view in Fig. 6, in bottom view in Fig. 7, and in longitudinal section in Fig. 8. Lips e e project from each of the parts B B', and lap on the next adjacent part A or A', so as to break or cover the joints between the two. Each main portion, X or Y, of the apparatus is provided with an elastic cover, jacket, or presser, L, of india rubber, it being to encompass tightly the pantaloons-leg and body part connected therewith, after being drawn upon the said main portion X or Y. Fig. 9 is an inner-side view of the presser L, as applied to the main portion X. The presser extends around the portion X, is lapped upon itself, and secured together by buttons and button-holes, or by hooks or pointed pins h h. Its purpose is to keep down the nap of the cloth and preserve the finish thereof. The main portion X is provided with a lip, i, at the back, to overlap the joint between such and the back of the other portion, Y. It also has two tenons, k k, extended from it, as shown, to enter corresponding holes in the other portion. When in conjunction with the other main portion, or that fixed to the stationary post, the movable main portion rests on the top of the said post. Between the body parts

of the two main portions X Y are two crotch or lap pieces, *l m*, shaped as shown in Figs. 10 and 11. They are to fill the space between the body parts of the two main portions, and break or cover the joints of the two parts.

I do not herein claim the combination of one or more crotch-pieces with main leg portions not chambered to receive steam or heat; but

I claim—

1. The combination of the steam-inducts H and the drying-pipes I I with the pantaloons-former or main leg portions X Y, composed of the chambered parts A A' B B', arranged as shown.

2. The series of crotch-pieces *l m*, in combination with the pantaloons-former, the parts

A A' B B', chambered and applied together as described.

3. The combination of separate extensible covers K K, substantially as described, with the chambered parts A A' B B' of the pantaloons-former.

4. The removable instep-pieces N, toothed or grooved on their upper surfaces, as described.

5. An elastic presser or jacket, L, in combination with each of the chambered main portions X Y of the former, for steaming and shaping pantaloons.

E. B. VIETS.

Witnesses:

R. H. EDDY,  
J. R. SNOW.