

T. ANDREWS, Jr. & S. C. TALCOTT.
 Device for Holding Artificial-Flowers in Boxes.
 No. 163,132. Patented May 11, 1875.

Fig. 1.

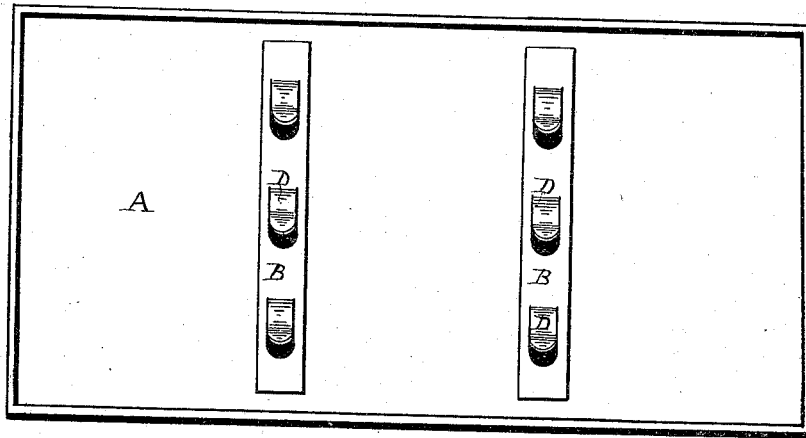


Fig. 2.




Fig. 3.

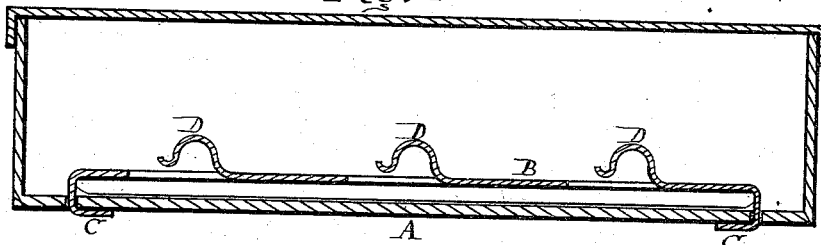


Fig. 5.

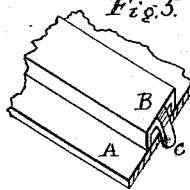
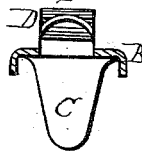


Fig. 4.



Witnesses:
W. Herdley
Chas. C. Gill

Inventors:
Thomas Andrews, Junior,
Samuel C. Talcott,
 By their attorneys
Cox and Cox

UNITED STATES PATENT OFFICE.

THOMAS ANDREWS, JR., OF NEW YORK, N. Y., AND SAMUEL C. TALCOTT, OF ASHTABULA, OHIO.

IMPROVEMENT IN DEVICES FOR HOLDING ARTIFICIAL FLOWERS IN BOXES.

Specification forming part of Letters Patent No. **163,132**, dated May 11, 1875; application filed March 13, 1875.

To all whom it may concern:

Be it known that we, THOMAS ANDREWS, Jr., of the city of New York, N. Y., and SAMUEL C. TALCOTT, of Ashtabula, Ohio, have invented certain new and useful Improvements in Devices for Holding Artificial Flowers in Boxes, of which the following is a specification:

Our invention relates to devices for securing artificial flowers in boxes.

It has been customary heretofore to fasten the sprays or bunches by stitching the stems, or other convenient parts, to the bottom of the box; but this has been attended with great inconvenience and loss of time, necessitating the employment of needle and thread, or the use of a punch and string, or some like expedient, whenever a spray or bunch became loosened, or it was removed for inspection or other purposes.

To obviate these inconveniences, and provide a means whereby the sprays or bunches, or a single spray or bunch, may be secured in any position in the box, and be at the same time removable at will, is the object of the invention. These results are effected by providing a metallic strip, to which are attached spring-catches, and which has its ends conformed into, or is otherwise provided with, lugs. The lugs are forced through the bottom of the box and bent, thus holding the strip securely in place, at any position that may be desired.

The catches are so constructed that the stems of the sprays or bunches may be readily inserted or withdrawn, and so that they will be held with sufficient firmness, when in place, to prevent their sagging when the box is reversed, and otherwise to appropriately effect their offices in retaining the bunches or sprays in position.

The details of construction appear hereinafter, and in the accompanying drawings, in which—

Figure 1 is a view showing the application of the strip to the bottom of the box. Fig. 2 is a view, partly in section, showing the construction of the catches. Fig. 3 is a sectional view, showing the application to the bottom of the box. Fig. 4 is an end view of the strip. Fig. 5 is an end perspective view of the strip and a portion of the bottom of the box.

A is the bottom of the box, which is of pasteboard, and of usual shape and construction. B is the metallic strip, having at each end the lugs C, which are reduced toward their extremities, so that they can be readily forced through the bottom of the box, or through suitable apertures that may be cut therein.

The strip is provided with flanges, which are formed by bending its edges at right angles to the central portion. This construction affords means of attaching the springs or catches by passing their lower parts through apertures and bending them, and soldering or otherwise fastening them to the lower surface of the central or horizontal part of the strip, besides elevating the stem of the sprays or bunches, so that they may be readily handled.

D are the springs or catches, which may consist of a section of the horizontal part of the strip that is cut and bent to form the catch, as shown at Fig. 1, or which is rigidly attached to the strip B, as above set forth, or otherwise, at such intervals as may be desired; but they may be of any other form or construction, it being only necessary that they should hold the stem of the bunch firmly, and at the same time be sufficiently elastic to permit of a ready removal or insertion thereof.

The simplicity of the invention is such that its operation will be understood without further description.

Having thus described our invention, what we claim as new and useful, and desire to secure by Letters Patent, is—

The strip B, having its edges bent at right angles, and thus brought in contact with the bottom of the box A, and its upper surface, which is provided with the hooks D, correspondingly elevated above the bottom of the box, and held in position by the lugs C, substantially as specified.

In testimony that we claim the foregoing improvement in devices for holding artificial flowers in boxes, as above described, we have hereunto set our hands and seals this 9th day of March, 1875.

THOMAS ANDREWS, JR. [L. S.]
SAMUEL C. TALCOTT. [L. S.]

Witnesses:

JAS. HENDERSON,
JONAS SMITH.