

T. L. HAWKINS.  
Game-Table.

No. 163,192.

Patented May 11, 1875.

Fig 1

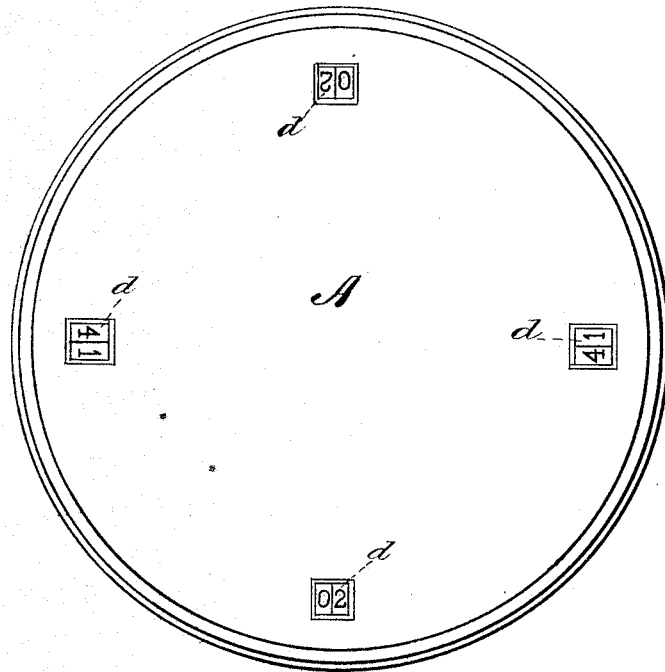
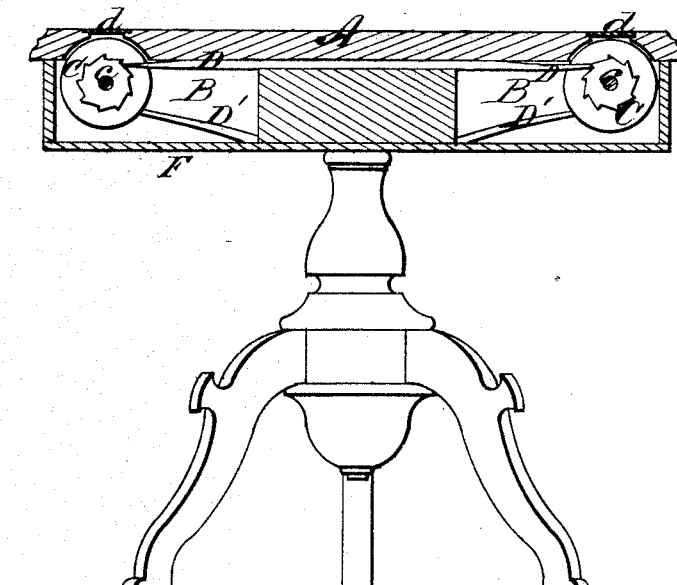


Fig 2



WITNESSES  
*Robert Everett*  
*Francis J. Elasi*

INVENTOR  
*Thomas L. Hawkins*  
*Clipman Fossum & Co*  
 ATTORNEYS

T. L. HAWKINS.  
Game-Table.

No. 163,192.

Patented May 11, 1875.

Fig 3

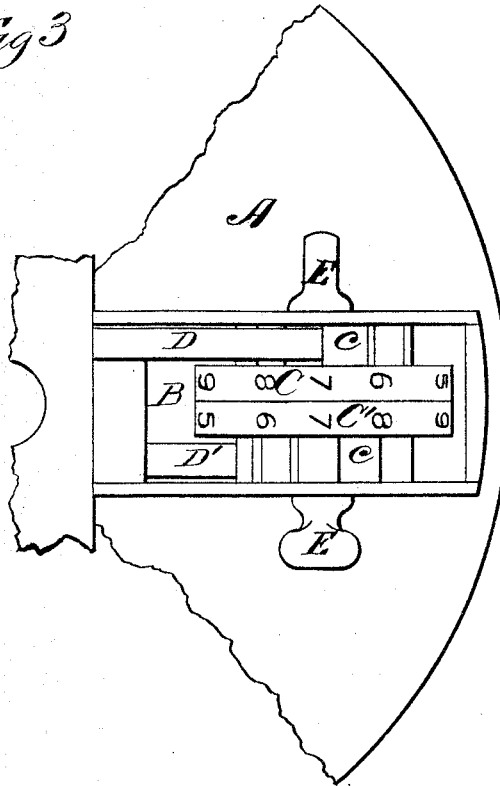
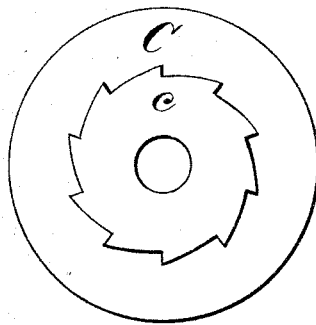


Fig 4



WITNESSES  
*Robert Everett*  
*Francis J. Ellasi*

INVENTOR  
*Thomas L. Hawkins*  
*Clupm and Fossum & Co*  
 ATTORNEYS

# UNITED STATES PATENT OFFICE.

THOMAS L. HAWKINS, OF LIBERTY CENTRE, OHIO.

## IMPROVEMENT IN GAME-TABLES.

Specification forming part of Letters Patent No. **163,192**, dated May 11, 1875; application filed March 13, 1875.

*To all whom it may concern:*

Be it known that I, THOMAS L. HAWKINS, of Liberty Centre, in the county of Henry and State of Ohio, have invented a new and valuable Improvement in Card-Tables; and I do hereby declare that the following is a full, clear, and exact description of the construction and operation of the same, reference being had to the annexed drawings, making a part of this specification, and to the letters and figures of reference marked thereon.

Figure 1 of the drawing is a representation of a plan view of my card-table; and Fig. 2 is a vertical sectional view of the same. Figs. 3 & 4 are detail views.

This invention has relation to improvements in card-tables. The object of the invention is to dispense altogether with the detached game or trick markers in common use at the present day, which, from being detached, are liable to be lost or disarranged, and to substitute in lieu thereof a marker or markers permanently attached to the table, which shall be capable of registering both the number of games and the points made by each player in any game of cards. To this end the nature of the invention consists in the novel construction and arrangement of the parts, as will be hereinafter more fully set forth.

In the annexed drawings, A designates the platform of a table of the usual well-known form, in connection with which I propose to illustrate my improvement and invention in game and trick markers. B designates slotted wooden blocks rigidly secured to the under side of platform A at right angles to each other, within which, and, preferably, side by side, are arranged disks C C'. These disks have their bearings in the sides of blocks B, and are provided with numbers arranged in an ascending scale, painted or otherwise applied on their peripheries. They are also each provided with a ratchet-wheel, *c*, forming, preferably, a component part of the said disks, in the teeth of which pawls D D' are adapted to

engage for the purpose of holding the same against backward rotation, and of indicating, by a click, to the other players the number of points or tricks counted by a winner. Pawls D D' are arranged, the one at the upper, and the other at the lower, part of the blocks B, and their engagement with ratchet-wheels *c* is such that disks C C' are allowed to turn only in opposite directions.

In practice I propose to make disks C C', ratchet-wheels *c*, and pawls or disks D D' of wood, because of its great lightness and superior economy; but any or all of them may be of metal, if I so elect.

Rotation is imparted to disks C C' by means of knobs or buttons E extending outside of blocks B, and rigidly but detachably secured to said disks, as shown in Fig. 3, and the player reads off the number on the said disks through apertures *d* cut in the table-top A, which apertures are covered with glass or other similar transparent material.

With a view to preventing the disks and the interior mechanism of the game-marker from being defaced with dust a second platform, F, is rigidly but detachably secured to the under side of blocks B, as shown in Fig. 2.

What I claim as new, and desire to secure by Letters Patent, is—

In a card-table provided with the apertures *d*, the disks C C', having numbers on their peripheries arranged in an ascending scale, and ratchet-wheels *c*, in combination with the pawls D D', arranged, one at the upper, and the other at the lower, part of the block B, whereby the disks C C' are allowed to turn only in opposite directions when operated by thumb-screws E E, substantially as described.

In testimony that I claim the above I have hereunto subscribed my name in the presence of two witnesses.

THOMAS LANKFORD HAWKINS.

Witnesses:

H. L. ENNES,  
J. D. OATES.