

C. KENNY.
 Harness-Saddle.

No. 163,321.

Patented May 18, 1875.

Fig. 1.

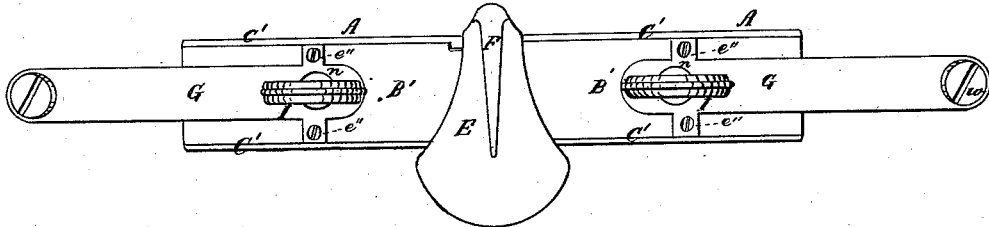


Fig. 2.

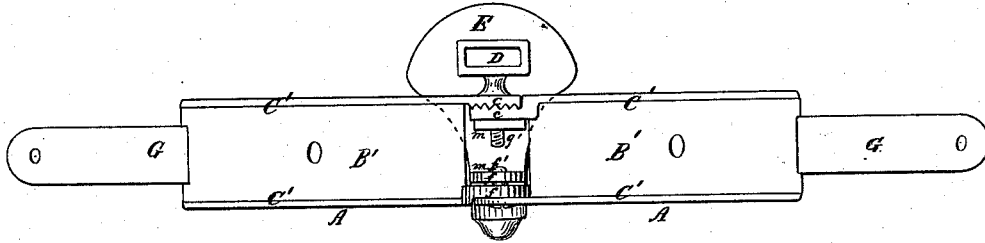


Fig. 3.

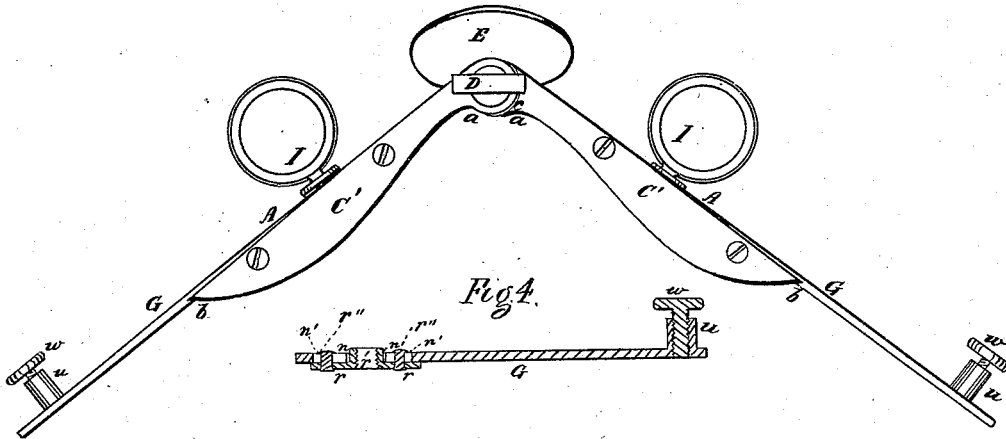


Fig. 4.

Witnesses.

W. M. Edwards
John S. Purdy

Inventor

Chas. Kenny
 per *James A. Whitney*
 atty

UNITED STATES PATENT OFFICE.

CHARLES KENNY, OF NEW YORK, N. Y., ASSIGNOR OF ONE-HALF HIS
RIGHT TO GEORGE WALKER, OF LITTLE FALLS, NEW JERSEY.

IMPROVEMENT IN HARNESS-SADDLES.

Specification forming part of Letters Patent No. **163,321**, dated May 18, 1875; application filed
September 24, 1874.

To all whom it may concern:

Be it known that I, CHARLES KENNY, of the city, county, and State of New York, have invented an Improvement in Harness-Saddles, of which the following is a specification:

This invention comprises certain novel combinations of parts, whereby is produced a harness-saddle that, without the usual stuffed padding, will easily and properly fit the back of the horse from the backbone to the turn of the ribs, which may be readily adjusted to suit the shape or size of different animals, which may in the operation of manufacture be quickly and cheaply put together, and be rendered, when in use, notably strong and durable.

Figure 1 is a plan view of a harness-saddle made according to my invention. Fig. 2 is an inverted plan view of the same. Fig. 3 is a rear view of the same, and Fig. 4 a detached sectional view of one portion thereof.

The saddle-tree is composed of two parts, A, each composed of a wooden block, B', bolted between two metal side pieces, C'. The blocks B' are curved on their inner surfaces to correspond to the shape of that portion of a horse's back between the backbone and the outward turn of the ribs, as shown more fully from *a* to *b* in Fig. 3. The innermost extremities of the side pieces C' are provided with lugs or ears *c* and *f*, which lap past each other, as shown in Fig. 2. The ear *c* of each of the two halves or sections of the saddle-tree is toothed, as represented in the figure just mentioned, the teeth of one of the ears *c* interlocking those of the other. The two sections aforesaid are pivoted together by a pin, *f'*, and a screw, *g'*, the latter formed upon the stem of the crupper-loop D, the pin and screw passing through the lugs, and sufficient play being permitted the ears of the one section with regard to those of the other to permit the teeth

of the ears *c* to move past each other when the screw is loosened to let the teeth of the one come out from between the teeth of the other.

It will be seen that the wood blocks B', being made to conform to the shape of the animal's back, will fit the same with a more or less uniform pressure without the use of stuffed pads, and, being firmly held between the metal side pieces C', are not liable to fracture or displacement, which might otherwise occur; moreover, by loosening the screw *g'*, the two sections may be turned upon their connecting-pivots, and brought nearer together or farther apart, to fit the saddle to a larger or smaller, or otherwise differently-proportioned, horse, the screw serving the double purpose of a tightening and locking pivot to the ears *c* and a stem to the crupper-loop D. The seat E is cast in one piece with the check-rein terret F, and has also cast upon it two downwardly-projecting lugs, *m*, through one of which passes the inner end of the screw *g'*, and through the other the corresponding end of the pin *f'*, the seat and terret F being thereby fixed to and retained in proper position upon the tree.

What I claim as my invention is—

1. The saddle-tree, the arms of which are made adjustable and held at any desired angle to each other by means of the toothed ears *c* and the screw *g'*, substantially as and for the purpose set forth.

2. In an adjustable saddle-tree, the wood blocks or pads B', clasped between the metal side pieces C', substantially as and for the purpose set forth.

CHAS. KENNY.

Witnesses:

JAMES A. WHITNEY,
WM. WALLACE DREYFOOS.