

P. H. GAFNEY.
Ironing-Table.

No. 163,371.

Patented May 18, 1875.

Fig. 1.

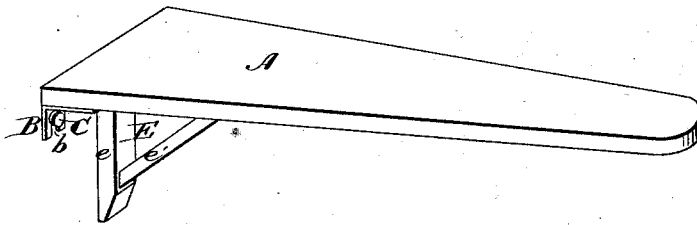


Fig. 2.

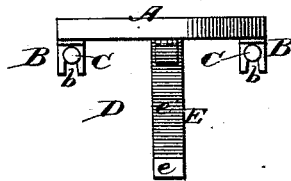
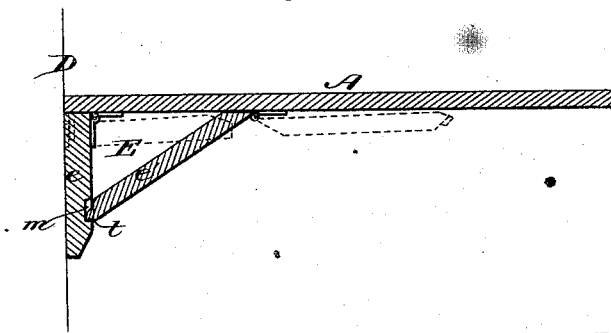


Fig. 3.



Witnesses.
Sam^r. M. Barton
A. E. Demison

Inventor.
P. H. Gafney.
by his Attys.
C. D. Wright & Burm.

UNITED STATES PATENT OFFICE.

PATRICK H. GAFNEY, OF MALDEN, MASSACHUSETTS.

IMPROVEMENT IN IRONING-TABLES.

Specification forming part of Letters Patent No. **163,371**, dated May 18, 1875; application filed March 2, 1875.

To all whom it may concern:

Be it known that I, PATRICK H. GAFNEY, of Malden, in the county of Middlesex and State of Massachusetts, have invented certain Improvements in Skirt-Boards, of which the following is a specification:

In the accompanying drawings, forming part of this specification, Figure 1 is a perspective view of my invention. Fig. 2 is an end elevation of the same, and Fig. 3 a longitudinal section.

My invention relates to that class of skirt-boards which are adapted to be removably connected to a wall, and supported thereby; and it has for its object to provide a skirt-board of the class above mentioned, with a folding brace adapted to firmly support the board when in use, and be compactly folded for storage when not in use. To this end my invention consists in the combination, with a detachable skirt-board of the class above mentioned, of a peculiar folding brace, as I will now proceed to describe, and point out in my claim.

In the drawings, A represents a skirt-board, preferably constructed in the usual form, viz., tapering from one end to the other. The larger or inner end of the board A is provided on its inner side with metallic brackets B B, or other equivalent devices, having vertical slots *b* in their downwardly-projecting portions. C C are studs or projections on the wall D, adapted to engage with the slots *b*, as shown, and thereby engage the board A with the wall D, in such manner as to cause the board to project horizontally from the wall, and prevent it from being removed by pulling it outwardly. E is a brace attached to the under side of the board A at its inner end,

said brace preferably forming a triangle in connection with the board, the perpendicular of the triangle resting against the wall D, as shown. The brace E is made in two parts, *e e'*, each hinged to the board, the part *e'* having a tenon, *t*, on its swinging end, which engages with a mortise or recess, *m*, in the perpendicular *e*, as shown in Fig. 3. The board is attached to the wall by placing its slotted brackets B over the studs C, the brackets partially supporting the board, and being aided by the brace E, located between them. To remove the board it is only necessary to raise it until the slots *b* are clear of the studs C, when the hinged parts *e e'* of the brace may be folded back against the board, as shown in dotted lines in Fig. 3, the whole being thus rendered compact for storage when not in use.

It will be seen that the board cannot be detached from the wall by pulling it outwardly until its brackets are raised above the studs C.

I claim—

In combination with the skirt-board A, removably attached to a vertical support by the slotted brackets B B and studs C C, the hinged mortised arm *e* and hinged tenoned brace *e'*, said arm and brace operating together to support the board A while the latter is in use, or to be folded up against it under other circumstances, substantially as described.

In testimony whereof I have signed my name to this specification in the presence of two subscribing witnesses.

PATRICK H. GAFNEY.

Witnesses:

PATRICK SHEEHAN,
C. F. BROWN.