

O. D. PHILLIPS.

Implement for Loading Fire-Arms.

Patented May 18, 1875.

No. 163,404.

Fig. 1

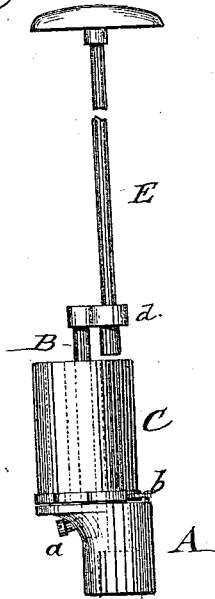


Fig. 2

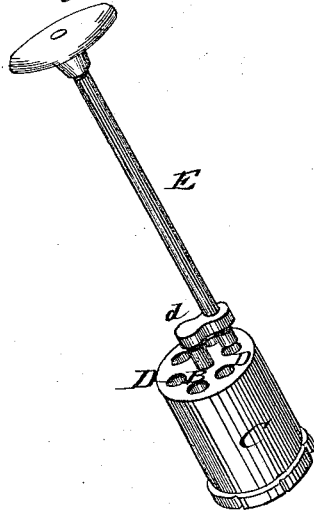
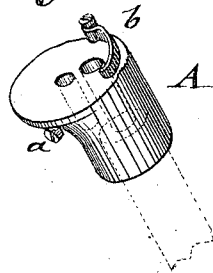


Fig. 3



WITNESSES:

Francis McArdle
A. H. Terry

INVENTOR:

O. D. Phillips

BY

Wm. L. ...
ATTORNEYS.

UNITED STATES PATENT OFFICE.

ORSON D. PHILLIPS, OF LISLE, NEW YORK.

IMPROVEMENT IN IMPLEMENTS FOR LOADING FIRE-ARMS.

Specification forming part of Letters Patent No. 163,404, dated May 18, 1875; application filed April 24, 1875.

To all whom it may concern:

Be it known that I, ORSON D. PHILLIPS, of Lisle, in the county of Broome and State of New York, have invented a new and Improved Gun-Loader, of which the following is a specification:

In the accompanying drawing, Figure 1 represents a side view of my improved gun-loader, and Figs. 2 and 3, respectively, perspective views of the cartridge-cylinder and muzzle-cap detached from other.

Similar letters of reference indicate corresponding parts.

My invention relates to a gun-loading device for sportsmen, by which muzzle-loading guns may be charged with great rapidity; and it consists of a muzzle-cap, with revolving cylinder, and a sliding rod, by which the charge is carried into the muzzle for being rammed down.

In the drawing, A represents a cap-piece, which fits the muzzle of the gun, and has a perforation of exactly the same size as the muzzle. The cap is placed, for the use of the loader, on the muzzle, the shaft B of the revolving cylinder C being seated into a socket-hole of the cap, and firmly secured therein by a clamp-screw, *a*. The cylinder C is provided with as many barrels or chambers D as the size of the cylinder will allow, a greater or lesser number being arranged as found most convenient for practical purposes.

The barrels are at the same distance from the shaft as the perforation of the cap from the shaft-socket, and are charged with powder, ball, and wads, or with cartridges to have the

implement instantly ready for use when out hunting. The outer lower circumference of the cylinder is notched for a spring-pawl, *b*, which retains the revolving cylinder, as each barrel takes its place above the muzzle-connecting perforation of the cap-piece.

A sliding rod E is guided in a sleeve, *d*, at the upper end of the cylinder shaft or spindle to convey the charge of the cylinder-barrels to the muzzle, the axis of the rod being in line with the center line of the gun-barrel, so that it passes freely through the cylinder-barrel when in position on the cap, and the perforation of the cap into the muzzle.

When the gun is fired the cap is placed on the muzzle, and the charge of a barrel transferred instantly by a stroke of the rod to the barrel of the gun, so that the gun is quickly loaded by mere ramming down the charge without the delay incident to the common mode of loading muzzle-loaders, allowing thus a more convenient loading and a greater rapidity in firing.

Having thus described my invention, I claim as new and desire to secure by Letters Patent—

An implement for charging muzzle-loading guns, composed of a perforated muzzle-fitting cap-piece, revolving, and a spring-locked cylinder, with barrels or chambers, and a sliding rod for transferring the charge to gun-barrel, substantially as and for the purpose set forth.

ORSON DEWITT PHILLIPS.

Witnesses:

J. SECORE,
W. A. HODSKIN.