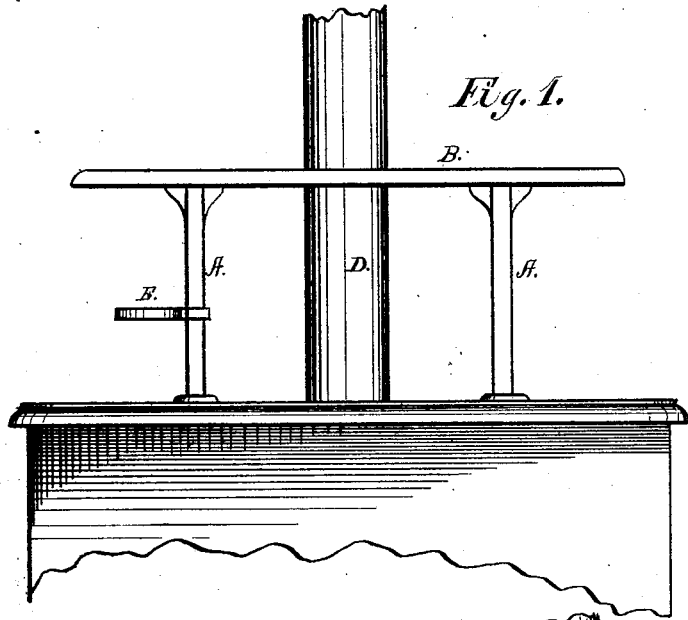


M. BENNET.  
Stove-Pipe Shelves.

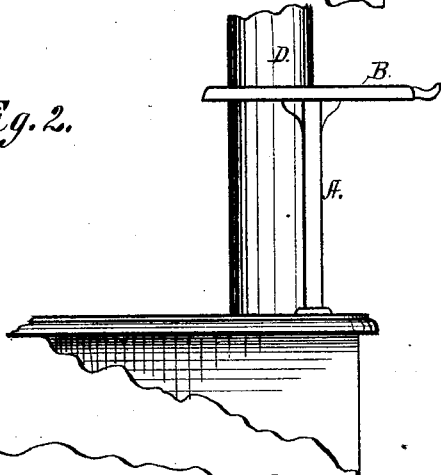
No. 163,445.

Patented May 18, 1875.

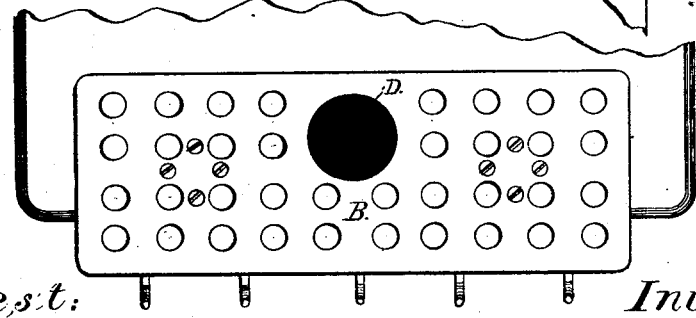


*Fig. 1.*

*Fig. 2.*



*Fig. 3.*



*Attest:*  
*E. Thompson*  
*H. E. Mead,*

*Inventor,*  
*Milton Bennet*  
*by his Atty*  
*Chas. M. Peck*

# UNITED STATES PATENT OFFICE.

MILTON BENNET, OF DAYTON, OHIO.

## IMPROVEMENT IN STOVE-PIPE SHELVES.

Specification forming part of Letters Patent No. **163,445**, dated May 18, 1875; application filed February 13, 1875.

*To all whom it may concern:*

Be it known that I, MILTON BENNET, a resident of Dayton, State of Ohio, have invented a new and useful Improvement in Stove-Pipe Shelves; and I do hereby declare that the following is a full and exact description of the same, reference being had to the accompanying drawings and to the letters of reference marked thereon.

The object of my invention is to provide a stove-pipe support which shall serve for convenience as a shelf in disposing of various utensils in use upon a stove, as will hereafter be explained.

To enable others skilled in the art to which my invention appertains to make and use the same, I would thus describe it, referring to the accompanying drawing, in which—

Figure 1 is a rear view of the upper part of a stove provided with my improved shelf. Fig. 2 is a side view of the same. Fig. 3 is a top view of the same.

The following is a description of my invention:

Upon the top of the stove, at the rear, and on each side of the pipe, are secured two standards or legs, A A, of any shape and length. The manner of securing these rods is immaterial, since they may fit into dovetails cast upon the stove top or back, or they may be fastened by means of screws, or in any other convenient manner. Their tops are provided with three or more shoulders, upon which is securely fastened the shelf B. This shelf is preferably made of cast-iron, and may be perforated, as shown. Around its edge are a number of projecting hooks for hanging such utensils as may be in frequent demand. The stove-pipe D passes through the opening in

the shelf provided for it, and into which it snugly fits. The location of this opening for the pipe is optional, and will, in a measure, depend upon the shape and size of the stove. The location of the standards A A will also depend upon the relative arrangements of the other parts.

For further convenience a small stationary or swinging bracket, E, is secured to one or both of the upright standards. This will be found especially useful in disposing of the stove-plates when removed for any purpose.

I am aware that shelves have been employed in connection with stove-pipes, and have been supported by a standard, either independent of or attached to the pipe, which was made to bear part of the strain. These shelves were pivoted at their corners, and were incapable of sustaining much weight.

My invention, on the contrary, by the employment of two standards provided with shoulders, forms a rigid support for the shelf, and enables it to sustain great weight, and also to prevent the stove-pipe from becoming dislocated.

Having fully described my invention, I claim as new—

The combination of the shelf B, surrounding the pipe and provided with projecting hooks, the standards A, constructed as described, and bracket E, substantially as and for the purpose specified.

Witness my hand this 8th day of February, A. D. 1875.

MILTON BENNET.

Witnesses:

H. S. KITTREDGE,  
ALBERT KERN.