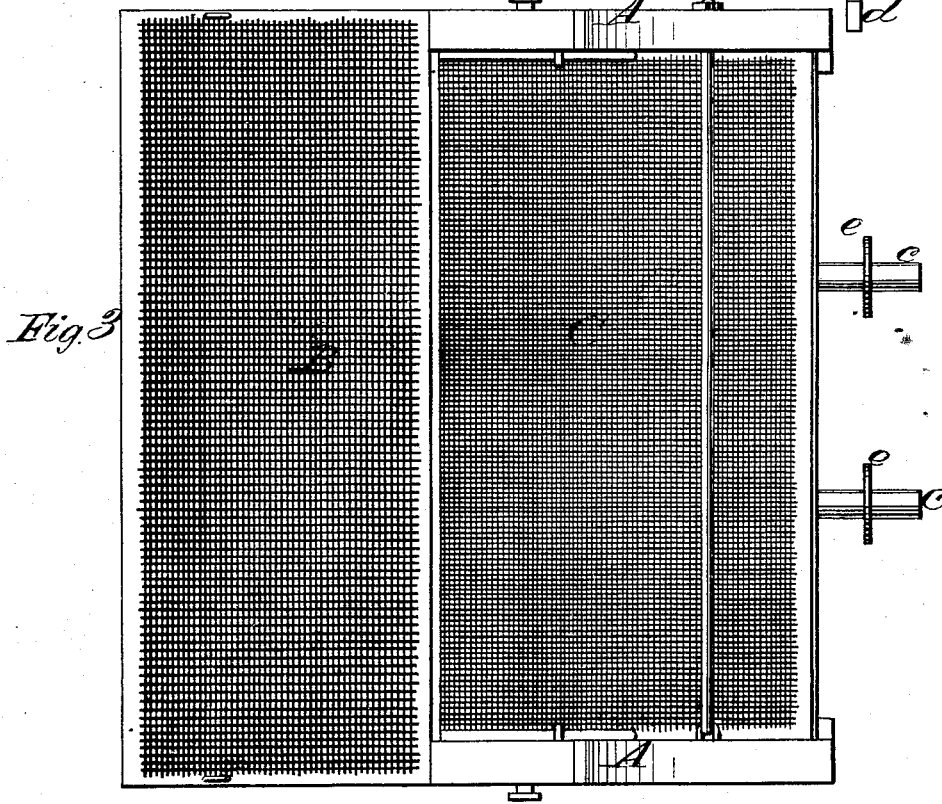
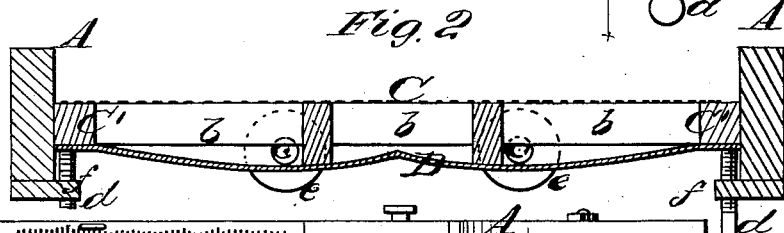
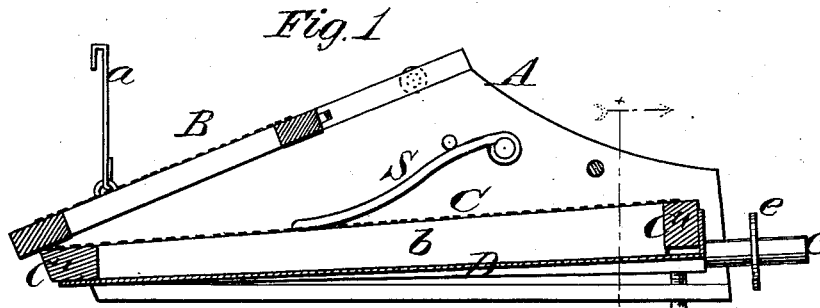


M. C. RIDER & G. W. REYNOLDS.
Grain-Separator.

No. 163,530.

Patented May 18, 1875.



WITNESSES
E. H. Bates
George C. Upham.

INVENTORS
Michael C. Rider,
George W. Reynolds
Chipman & Freeman & Co
ATTORNEYS

UNITED STATES PATENT OFFICE.

MICHAEL C. RIDER AND GEORGE W. REYNOLDS, OF LOVEVILLE, PA.

IMPROVEMENT IN GRAIN-SEPARATORS.

Specification forming part of Letters Patent No. **163,530**, dated May 18, 1875; application filed November 7, 1874.

To all whom it may concern:

Be it known that we, MICHAEL C. RIDER and GEORGE W. REYNOLDS, of Loveville, in the county of Centre and State of Pennsylvania, have invented a new and valuable Improvement in Grain-Separators; and we do hereby declare that the following is a full, clear, and exact description of the construction and operation of the same, reference being had to the annexed drawings, making a part of this specification, and to the letters and figures of reference marked thereon.

Figure 1 of the drawing is a representation of a longitudinal vertical section of our grain-separator. Fig. 2 is a transverse vertical sectional view of the same, and Fig. 3 is a plan view.

This invention has relation to an attachment which is especially applicable to the grain-separator for which Letters Patent of the United States were granted to Peter Geiser on the 5th day of October, 1855, and extended October 26, 1869.

The improvement which we have made consists in a frame, in combination with a screen, adjusting-screws, and depressing-springs, as will be hereinafter more fully set forth.

In the annexed drawings, A designates the frame or shoe of the separator, which is swung by rods *a*, so that a vibrating shaking motion can be given to it. B designates the screen for separating the chaff and straw from the grain; and C designates a screen of larger

area than the screen B, having meshes large enough to allow the cockle and dust to pass freely through it, but too small for the grain to pass through it. This screen C is arranged below the screen B, and the grain passes from it at the point *o*. The screen C is secured to a frame, C', having an inclined bottom, which forms receptacles *b* for the cockle and dust beneath this screen, from which receptacles the cockle and dust are conveyed off through tubes *c*, which pass through partitions *e*. The grain falls between the end *o* of the screen C and the said partition. The frame C is vertically adjustable at its discharging end by means of set-screws *d*, which pass through supporting-ledges *f* of the shoe-frame A, to regulate the flow of grain over screen C. The screen C is held down on the screws *d* by means of one or more springs, S.

What we claim as new, and desire to secure by Letters Patent, is—

In a grain-separator, the frame C', in combination with the adjusting-screws *d*, screen C, and depressing-springs S, substantially as and for the purpose set forth.

In testimony that we claim the above we have hereunto subscribed our names in the presence of two witnesses.

MICHAEL C. RIDER.

GEORGE W. REYNOLDS.

Witnesses:

H. MCMANIGILL,

ANDREW J. PATTERSON.