

H. J. WARREN.  
Lamp-Extinguisher.

No. 163,556.

Patented May 18, 1875.

Fig. 1.

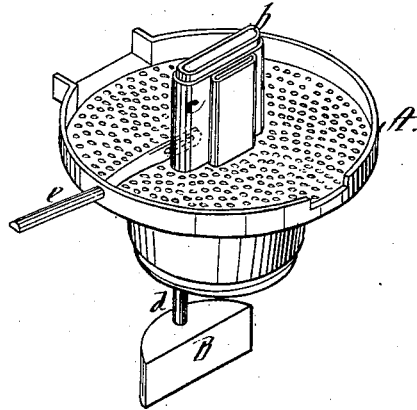


Fig. 2.

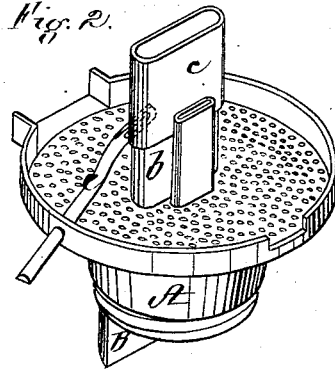
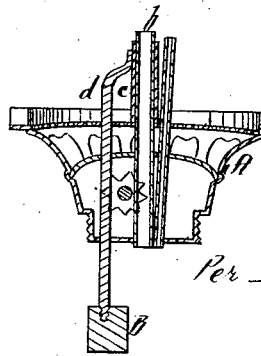


Fig. 3.



Witnesses,  
W. J. Cambridge  
J. C. Cambridge

Inventor,  
Henry J. Warren  
Per T. Schemmeler & Stearns,  
Attorneys.

# UNITED STATES PATENT OFFICE.

HENRY J. WARREN, OF LEXINGTON, MASSACHUSETTS.

## IMPROVEMENT IN LAMP-EXTINGUISHERS.

Specification forming part of Letters Patent No. **163,556**, dated May 18, 1875; application filed February 16, 1875.

*To all whom it may concern:*

Be it known that I, HENRY J. WARREN, of Lexington, in the county of Middlesex and State of Massachusetts, have invented an Improvement in Lamp-Extinguishers, of which the following is a full, clear, and exact description, reference being had to the accompanying drawings making part of this specification, in which—

Figure 1 is a perspective view of a lamp-burner with my improvement applied thereto. Fig. 2 is a perspective view of the same, the position of the parts being changed. Fig. 3 is a vertical transverse section.

My invention relates to the extinguishment of lamp-flames by the use of a sleeve sliding on the wick-tube; and it consists in a rod dropping vertically from the sleeve through the body of the burner, and provided with a weight at its lower end below the bottom of the burner.

To enable others skilled in the art to understand and use my invention, I will proceed to describe the manner in which I have carried it out.

In the said drawings, A represents a lamp-burner, and *b* its wick-tube, over which is fitted a short tube or sleeve, *c*, which slides freely thereon. To one side of the sleeve *c* is connected the upper end of a vertical rod, *d*, which passes vertically down through the bottom of the burner, and has secured to its lower end a weight, B, which serves to keep the sleeve *c* down in the position seen in Figs. 1 and 3, with its top at or below the level of the upper end of the wick-tube, so as not to interfere with the burning of the wick. *e* is a lever which passes through the side of the burner, which serves as its fulcrum, the inner end of the lever being connected with the sleeve *c* by a slot and pin, while the opposite end of the lever projects out into a position to admit of placing the finger thereon for the purpose of raising the sleeve upon the wick-tube, as seen in Fig. 2, to extinguish the flame. On remov-

ing the finger from the end of the lever *e* the sleeve *c* is instantly carried back to its original position by the weight B, leaving the wick exposed above the top of the wick-tube, so that it can be readily lighted when required.

I am aware that it is not new to operate sleeves on wick-tubes by means of weights attached to arms, as the same is shown in the patent to E. Waterman, June 9, 1874; but in this and other cases the weights have been arranged in a position in contact to the heat, and where they were unsightly. These weights were also constructed to act on the sliding sleeve through a leverage brought to bear on a staple by which the arm was attached to the side of the sleeve, thus rendering the action on the sliding sleeve secondary, and more or less uncertain.

The object of my invention is to overcome these defects, and have the action of the weight direct upon the sleeve, and at the same time secure a construction by which the weight will be concealed, and away from the heat of the flame.

In case the lamp should be accidentally overturned, the action of the weight would cause the sleeve *c* to slide over the wick and extinguish the flame, thus avoiding all danger of explosion; and if it should be desired to use the sleeve *c* merely to extinguish the light in case of accident, then the lever *e* may be dispensed with.

What I claim as my invention, and desire to secure by Letters Patent, is—

The weight B, with its vertical rod *d*, in combination with the lever *e* for operating directly upon the sleeve *c* on the wick-tube, all constructed and arranged substantially in the manner and for the purpose set forth.

Witness my hand this 10th day of February, 1875.

HENRY J. WARREN.

In presence of—  
N. W. STEARNS,  
W. J. CAMBRIDGE.