

J. P. ZELLER.

Plow.

No. 163,563.

Patented May 18, 1875.

Fig. 1.

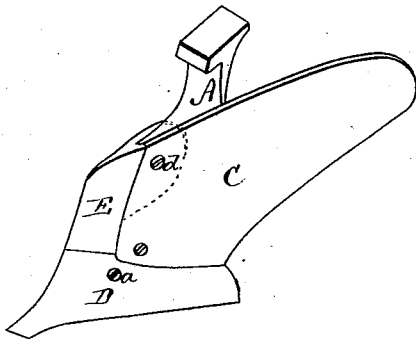


Fig. 2.

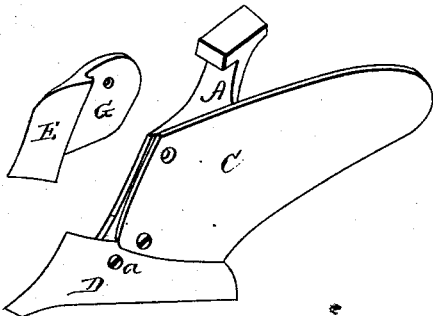


Fig. 3.

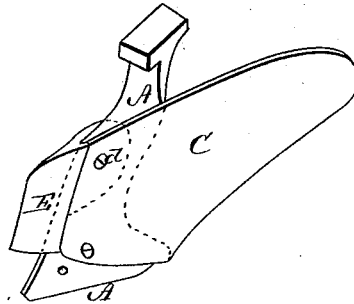
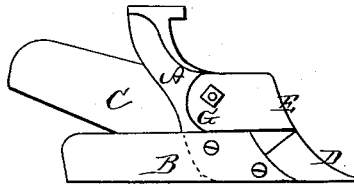


Fig. 4.



WITNESSES

Henry N. Miller  
C. L. Ewert.

INVENTOR

John P. Zeller.  
per Charles Mason  
ATTORNEYS

# UNITED STATES PATENT OFFICE.

JOHN P. ZELLER, OF SOUTH BEND, INDIANA.

## IMPROVEMENT IN PLOWS.

Specification forming part of Letters Patent No. **163,563**, dated May 18, 1875; application filed January 20, 1875.

*To all whom it may concern:*

Be it known that I, JOHN P. ZELLER, of South Bend, in the county of St. Joseph and in the State of Indiana, have invented certain new and useful Improvements in Plows; and do hereby declare that the following is a full, clear, and exact description thereof, reference being had to the accompanying drawings, and to the letters of reference marked thereon, making a part of this specification.

The nature of my invention consists in the construction of a plow point and colter so that either may be detached independently of the other, as will be hereinafter more fully set forth.

In order to enable others skilled in the art to which my invention appertains to make and use the same, I will now proceed to describe its construction and operation, referring to the annexed drawings, in which—

Figure 1 is a perspective view of a plow embodying my invention. Fig. 2 is a similar view with the colter detached. Fig. 3 is a similar view with the plow-point detached. Fig. 4 is a side elevation of the plow.

A represents a plow-standard with land-side B and mold-board C. D is the plow point and share, and E is the colter. The plow-point D is constructed, as shown, to fit on the lower part of the standard against the lower edge of the mold-board, and is fastened by a single bolt, *a*, passing through the standard. At the rear end of the plow-point is a lug, *b*, projecting up under and against the lower rear cor-

ner of the mold-board. The point is further constructed so as to cover the edges of the standard A and land-side B at the lower front part, forming a smooth joint with the land-side. The colter E is constructed to fit on top of the plow-point against the front edge of the mold-board, covering the edge thereof, as well as the edge of the standard, and part of the edge of the land-side. On the land-side side the colter E is provided with a projecting lip or wing, G, which overlaps the standard, and the colter is fastened by a bolt, *d*, passing through the mold-board, standard, and wing, as shown.

By this construction either the point or colter may be removed independently of the other, for the purpose of sharpening, or, if worn out, for replacing with a new one.

Having thus fully described my invention, what I claim as new, and desire to secure by Letters Patent, is—

In a plow, the combination of the plow-point D, provided with lug *b*, and the colter E, provided with the wing G, the point and colter being constructed, as described, of separate pieces, and detachable independently of each other, substantially as herein set forth.

In testimony that I claim the foregoing I have hereunto set my hand this 18th day of December, 1874.

JOHN P. ZELLER.

Witnesses:

JOHN F. KIRBY,  
T. G. TURNER.