

A. MALLORY.
Loom-Shuttle Binder.

No. 163,671.

Patented May 25, 1875.

Fig. 1.

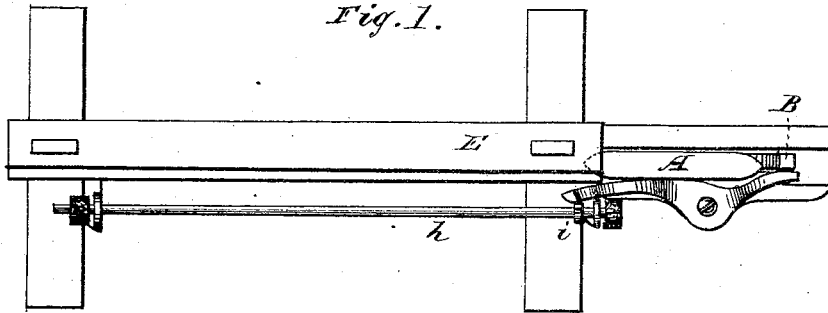


Fig. 2.

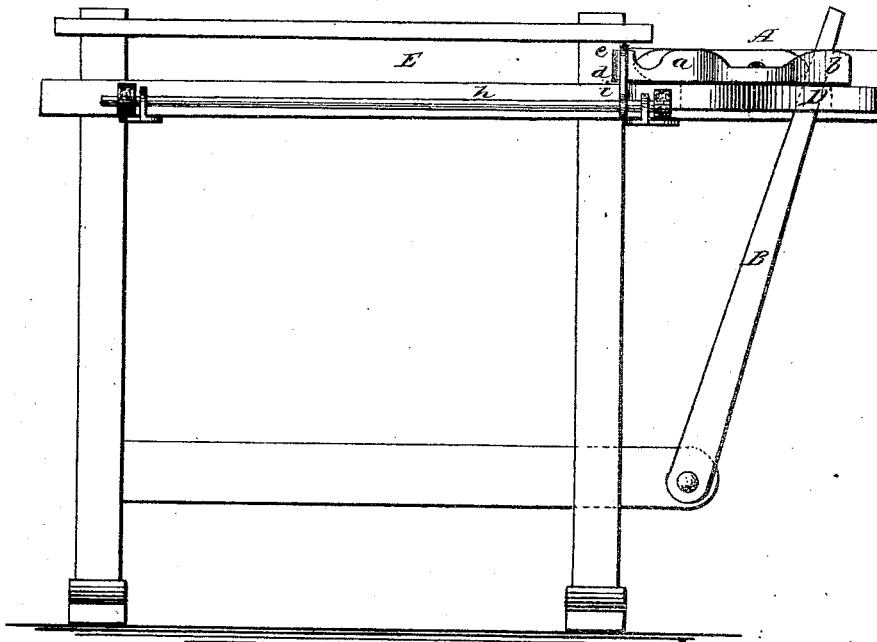
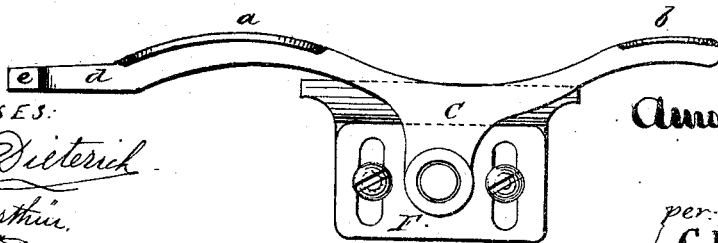


Fig. 3.



WITNESSES:

P. C. Dieterich

W. C. McArthur

INVENTOR:

Amos Mallory

per:

C. H. Watson & Co
ATTORNEYS.

UNITED STATES PATENT OFFICE.

AMOS MALLORY, OF MYSTIC BRIDGE, CONNECTICUT.

IMPROVEMENT IN LOOM SHUTTLE-BINDERS.

Specification forming part of Letters Patent No. **163,671**, dated May 25, 1875; application filed October 7, 1874.

To all whom it may concern:

Be it known that I, AMOS MALLORY, of Mystic Bridge, in the county of New London and State of Connecticut, have invented certain new and useful Improvements in Shuttle-Binders; and I do hereby declare that the following is a full, clear, and exact description thereof, which will enable others skilled in the art to which it pertains to make and use the same, reference being had to the accompanying drawing, and to the letters of reference marked thereon, which form a part of this specification.

My invention is intended as an improvement upon the shuttle-binder, for which Letters Patent, No. 132,164, were granted to Wm. C. Macomber, October 15, 1872; and it consists in extending the inner end of the lever therein described, and providing said extension with an upward projecting lug, whereby the swell ordinarily used may be entirely dispensed with, as will be hereinafter more fully set forth.

In the annexed drawing, Figure 1 is a plan view, and Fig. 2 a front elevation, of so much of a loom as will illustrate my invention. Fig. 3 is an enlarged plan view of the improved lever.

A represents the shuttle, B the picker-staff, and E the lathe, of a loom. C is the lever, pivoted to the plate F, which is adjustable upon the stand D, secured to the lathe, in the same manner as described in the former patent above referred to. The lever C is

constructed at its outer end with the inclined surface *b*, and a suitable distance inward from the pivot-point it is formed with the rounded surface *a*, substantially as shown and described in the former patent. As thus constructed it was intended to work in unison with the swell in common use, and not to take the place of the swell. In this case I extend the inner end of the lever beyond the rounded surface *a*, as shown at *d*, and on this extension is an upward-projecting lug, *e*, which takes the place of the old swell, the lever C thus forming a binder-check, relief, and swell, all combined in one piece, whereas in the old case they were in two separate pieces. The lever C operates in regard to the shuttle in the same manner as described in the former patent referred to, and by the extension and lug it operates the protecting-rod *h* or the finger *i* thereon, doing away with the swell.

Having thus fully described my invention, what I claim as new, and desire to secure by Letters Patent, is—

The lever C having the inclined surface *b*, and rounded surface *a*, and its inner end provided with the extension *d* and lug *e*, substantially as and for the purposes herein set forth.

In testimony that I claim the foregoing as my own I affix my signature in presence of two witnesses.

AMOS MALLORY,

Witnesses:

FRED. A. HOLMES,
GEORGE ELDREDGE.