

S. W. MERRILL.  
Window-Blinds.

No. 163,679.

Patented May 25, 1875.

Fig. 1.

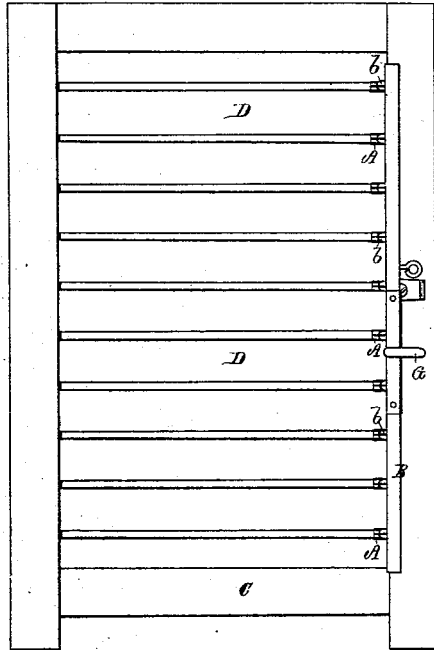


Fig. 2.

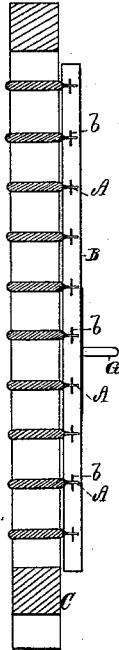


Fig. 3.

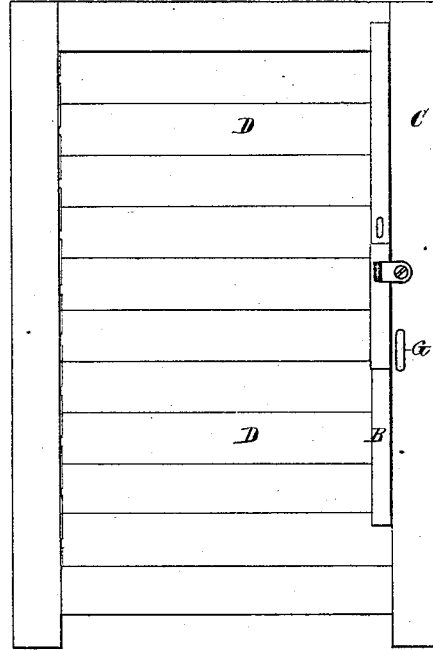


Fig. 4.

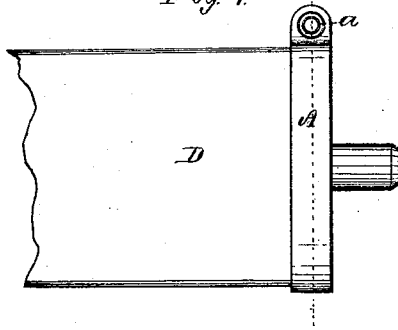
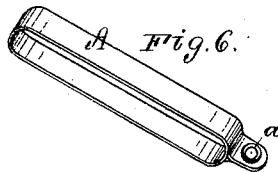


Fig. 5.



Fig. 6.



Witnesses.

S. W. Piper  
L. D. Keller

Seth W. Merrill.

by his attorney  
R. W. [Signature]

# UNITED STATES PATENT OFFICE.

SETH W. MERRILL, OF MAYNARD, MASSACHUSETTS.

## IMPROVEMENT IN WINDOW-BLINDS.

Specification forming part of Letters Patent No. **163,679**, dated May 25, 1875; application filed April 14, 1875.

*To all whom it may concern:*

Be it known that I, SETH W. MERRILL, of Maynard, of the county of Middlesex and State of Massachusetts, have invented a new and useful Improvement in Window-Blinds; and do hereby declare the same to be fully described in the following specification and represented in the accompanying drawings, of which—

Figure 1 is a rear elevation, and Fig. 2 a vertical section, of one of my improved blinds, with its slats open and locked. Fig. 3 is a rear elevation of it, with its slats as closed. Fig. 4 is a top view, and Fig. 5 a transverse section, of part of a slat and its metallic end band. Fig. 6 is a perspective view of one of the eyeleted end bands.

The blind on which my improvement is based is of the kind secured to me on May 1, 1866, by Letters Patent No. 54,385.

In such blind the connection-bar of the several rotary slats is applied to them at or near their next adjacent ends, so as to be capable of being turned down or over against the rear face of the contiguous slide-bar of the frame, so as to aid in holding the slats open.

My present invention relates to the attachment of each of the slats to its staple of the connection bar.

The common method of hinging each of the blind-slats to the connection bar has been by means of two staples hooked together, one being driven into the bar, and the other into the slat at its edge. The latter staple is not only liable (to soon) become loose in, but to split or break, the slat. To avoid this is one object of my invention.

Instead of a staple to the slat I use a metallic band, A, bent at its middle to encompass the slat, and project beyond its edge, the two parts of the band that so project beyond the edge of the blind being screwed together by an eyelet, *a*, going through them, and set down firmly upon them by an eyelet-punch, all being as represented in the drawings. Through this eyelet the staple *b*, for pivoting the strap to the connection-bar B, is inserted, and next driven into the said bar.

In the drawings, C denotes the frame, and D D, &c., the slats of the blind, each slat having at its opposite ends pivots to turn in bearings on the two opposite side bars of the frame.

The metallic band A also serves to prevent the slat from cracking, and, with the eyelet constitutes a very firm connection of the bar-staple with the slat.

In order to fasten the blind-slats open I make use of a screw, G, screwed into the blind-frame, so as to overlap the connection-bar when turned down upon the said frame. When screwed against the said bar the screw will hold it firmly, so as to prevent it from being accidentally blown or turned back in a manner to allow the blind-slats to close upon each other.

I claim—

The encompassing band A and eyelet *a*, arranged together and combined with the blind-slat D and its connection-bar B, substantially as specified.

SETH W. MERRILL.

Witnesses:

R. H. EDDY,  
J. R. SNOW.