

H. P. OHM.  
Stove-Grate.

No. 163,800.

Patented May 25, 1875.

Fig. 1

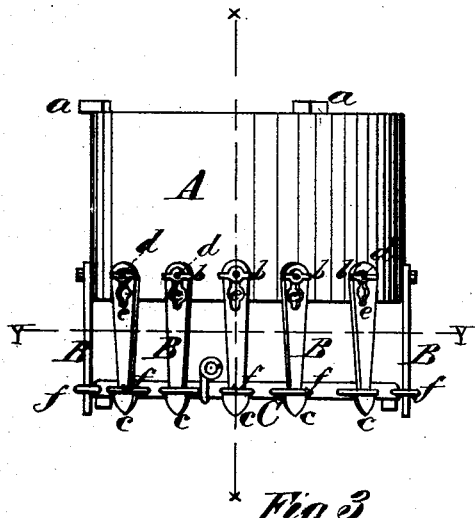


Fig. 2

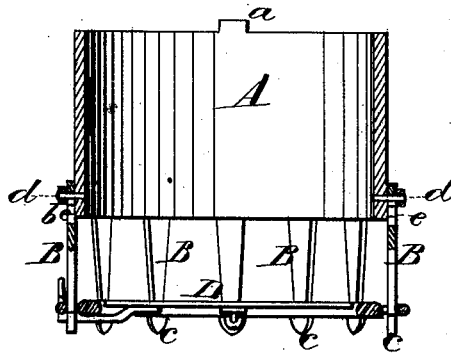


Fig. 3

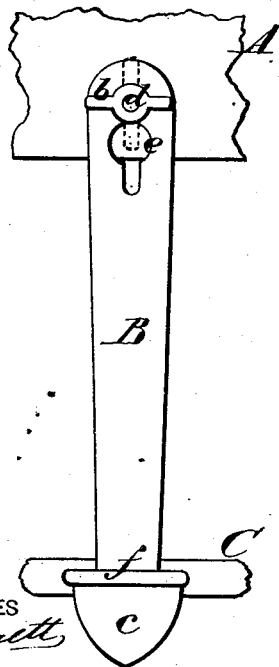
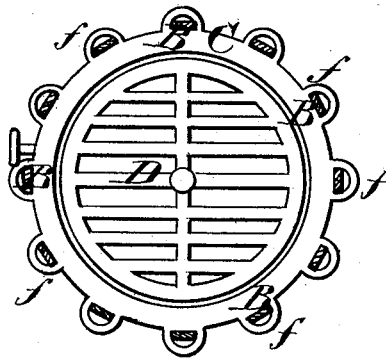


Fig. 4



WITNESSES  
Robert Emmett,  
George C. Oppshaw.

INVENTOR  
Henry P. Ohm,  
Chipman & Osmer & Co.,  
ATTORNEYS

# UNITED STATES PATENT OFFICE.

HENRY P. OHM, OF BALTIMORE, MARYLAND, ASSIGNOR OF ONE-HALF HIS  
RIGHT TO ALVA HUBBARD, OF SAME PLACE.

## IMPROVEMENT IN STOVE-GRATES.

Specification forming part of Letters Patent No. **163,800**, dated May 25, 1875; application filed  
May 5, 1875.

*To all whom it may concern:*

Be it known that I, HENRY P. OHM, of Baltimore, in the county of Baltimore and State of Maryland, have invented a new and valuable Improvement in Stove-Grates; and I do hereby declare that the following is a full, clear, and exact description of the construction and operation of the same, reference being had to the annexed drawings, making a part of this specification, and to the letters and figures of reference marked thereon.

Figure 1 of the drawings is a representation of a front elevation of my grate, and Fig. 2 is a central vertical sectional view of the same. Fig. 3 is a detail, and Fig. 4 a plan view, part sectional.

This invention has relation to grated fuel-holders or fire-pots for stoves and furnaces; and the nature of my invention consists in the combination of a fuel-holder, hanging bars, ring, and grate; and it also consists in hanging bars having enlargements on their lower ends, and oblong slots through their upper ends, in combination with a ring having buttons and loops, as will be hereinafter more fully described.

In the annexed drawings, A designates the upper portion of my improved fire-pot or coal-holder, which may be provided with lips or flanges *a*, for suspending it in a stove.

This upper section A may be made of any suitable diameter and length, and in the process of making it I cast wrought-iron pins in it near its lower edge. These pins, which are designated by letter *d*, are located near the lower edge of section A, and they project from its periphery far enough to afford pivots for hanging bars B, and also to receive oblong

buttons *b*, which may be permanently attached to the pins *d* by enlarging the ends thereof.

The upper ends of the bars B are constructed with oblong slots *e*, adapted to receive through them the buttons *b*, and these bars B are also constructed with enlargements *c*, which are passed through hoops *f*, formed on a ring, C. This ring C is constructed with bearings for the ends of the pivotal portions of a grate, D, which grate may be tilted or oscillated about its center.

It will be seen from the above description that I have invented a fire-pot or fuel-holder the lower section of which is composed of vertical bars, which are hung by pivots from the upper section, and which are allowed to vibrate freely.

A fire-pot thus constructed can be kept free from ashes and clinkers, and any one of the bars B can be readily removed and another bar substituted for it.

What I claim as new, and desire to secure by Letters Patent, is—

1. The combination of the parts A, B, C, and D, constructed and put together substantially as described.

2. Bars B, having enlargements *c* on their lower ends, and oblong slots *e* through their upper ends, combined with buttons *b* and loops *f* on a base-ring, C, substantially as described.

In testimony that I claim the above I have hereunto subscribed my name in the presence of two witnesses.

HENRY P. OHM.

Witnesses:

D. D. KANE,  
J. B. CORLISS.