

E. A. WHITE.
Folding Music-Stand.

No. 163,905.

Patented June 1, 1875.

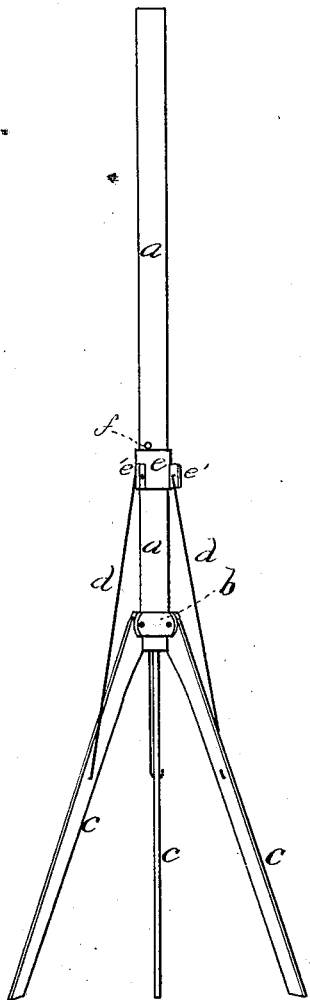


Fig. 1.

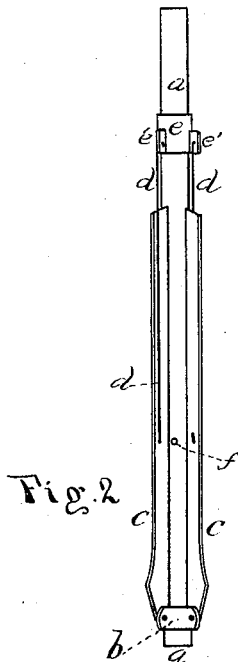


Fig. 2.

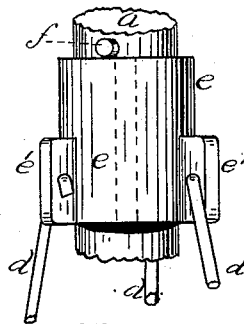


Fig. 3.

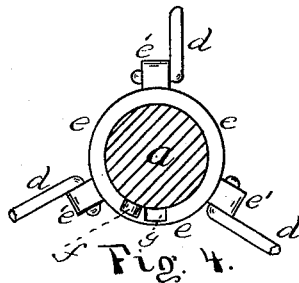


Fig. 4.

Witnesses

E. H. Ober.

Oliver R. Mitchell.

Inventor,
Eugene A. White,
By his Attys.,

Jenny W. Williams & Co.

UNITED STATES PATENT OFFICE.

EUGENE A. WHITE, OF BOSTON, MASSACHUSETTS.

IMPROVEMENT IN FOLDING MUSIC-STANDS.

Specification forming part of Letters Patent No. **163,905**, dated June 1, 1875; application filed April 8, 1875.

To all whom it may concern:

Be it known that I, EUGENE A. WHITE, of Boston, in the county of Suffolk and State of Massachusetts, have invented a new and valuable Improvement in Folding Music-Stands; and I do hereby declare that the following is a full, clear, and exact description thereof, reference being had to the accompanying drawings and to the letters of reference marked thereon.

My invention relates to the lower portion of a music-stand; and consists of an arrangement for folding the legs back against the standard, in order that the music-stand may occupy but little space in transportation. The nature of the invention in detail is fully described below.

In the accompanying illustration, Figure 1 is a view of the lower portion of a music-stand, including the standard and legs, and embodying my invention. Fig. 2 is a view of the same when folded. Fig. 3 is a detached view of a portion of the stand. Fig. 4 is a plan of the portion shown in Fig. 3, the standard being in section.

Similar letters of reference indicate corresponding parts.

a represents the standard which supports the upper portion of the music-stand. *b* is the tripod, to which are hinged the legs *c*, constructed substantially as common. Each of the legs *c* is supplied with a rod, *d*, connecting it with a slide, *e*, upon the standard *a*. *e'* are projections, which receive the upper ends of the rods *d*. These are well shown in Figs. 3 and 4. *f* is a pin projecting from the stand-

ard *a*, and *g* is a slot in the slide *e*, extending its whole length.

In practical operation, when the stand is to be folded for transportation or packing, the slide *e* is slightly turned upon the standard *a* until the pin *f* is opposite the slot *g*. The slide *e* is then pushed up on the standard until the rods *d* have drawn the legs *c* into the position shown in Fig. 2. As soon as the slide *e* passes the pin *f* it springs back, owing to the pressure from the rods *d*. When the legs are to be let down, the slide *e* is pushed down until it reaches the pin *f*, when it is turned so as to allow the pin to pass through the slot *g*. When the slide has passed over the pin, the rods *d* pull it back upon the standard, so that the slot *g* is not opposite the pin *f*, and it assumes the position seen in Figs. 1, 3, and 4. Thus the legs are kept firmly in place. The simplicity of the device prevents its getting easily out of repair, and the operation of folding or unfolding is very quickly performed.

Having thus fully described my invention, what I claim, and desire to secure by Letters Patent, is—

The combination, with the tripod *b* and legs *c*, of the rods *d*, slide *e* *e'*, having a slot, *g*, formed on its interior face, and the pin *f*, secured to the standard *a*, substantially as and for the purpose herein specified.

EUGENE A. WHITE.

Witnesses:

HENRY W. WILLIAMS,
E. H. OBER.