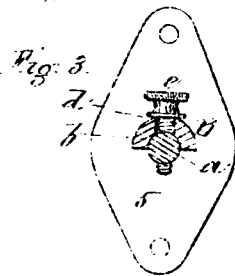
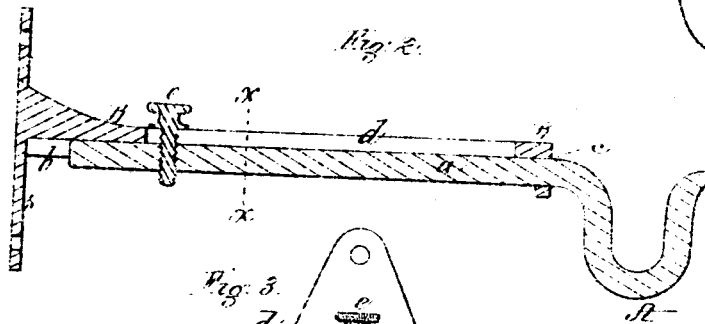
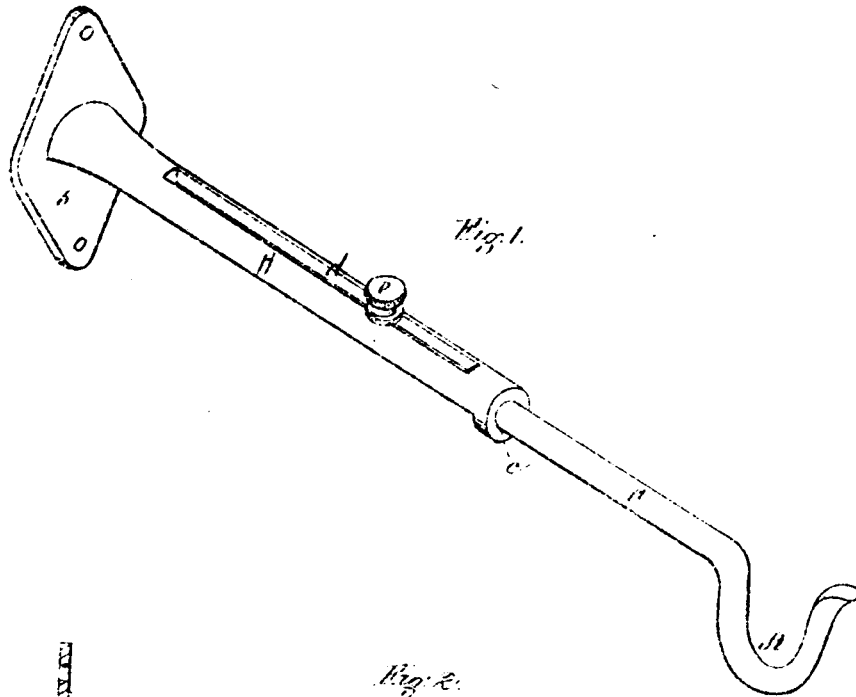


V. BALCOM.
 Extension Bird-Cage Hook.

No 163,909.

Patented June 1, 1875.



Witnesses,
 W. A. Cambridge
 Saml. H. Huntington

Inventor,
 Vernon Balcom.
 per [Signature] & [Signature]
 Attorneys

UNITED STATES PATENT OFFICE.

VARNUM BALCOM, OF BOSTON, MASSACHUSETTS.

IMPROVEMENT IN EXTENSION BIRD-CAGE HOOKS.

Specification forming part of Letters Patent No. **163,909**, dated June 1, 1875; application filed April 17, 1875.

To all whom it may concern:

Be it known that I, VARNUM BALCOM, of Boston, in the county of Suffolk and State of Massachusetts, have invented an Extension Hook for Suspending Bird-Cages, Flower-Pots, Baskets, and other articles, of which the following is a full, clear, and exact description, reference being had to the accompanying drawings making part of this specification, in which—

Figure 1 is a perspective view of my improved hook, extended. Fig. 2 is a vertical section through the same, closed. Fig. 3 is a transverse section on the line *xx* of Fig. 2.

My invention relates to that class of hooks used for the suspension of bird-cages, flower-pots, and similar articles; and it consists in the novel combination of devices hereinafter described and definitely claimed.

To enable others skilled in the art to understand and use my invention, I will proceed to describe the manner in which I have carried it out.

In the said drawings, A represents a hook, the shank or straight portion *a* of which slides in a groove, *b*, formed in the under side of the stock or stationary holder B, which is intended to be secured to a wall or other surface by screws passing through a plate or enlargement, *5*, at its rear end. At the front end of

the holder B is a circular opening, *c*, which serves as a guide for the shank *a*, which passes through it. The holder B is provided with a longitudinal slot, *d*, for the passage of a clamping-screw, *e*, which enters a hole formed near the rear end of the shank *a* of the hook, by which construction the screw may be turned so as to bring its head down upon the surface of the holder B, and thus firmly secure the hook A after it has been adjusted at the desired distance from the wall or surface to which the holder is secured.

A hook constructed as above described will be found extremely useful, as its length may be readily varied, according to the distance at which it may be desired to suspend an article from a wall, window-casing, &c.

What I claim as my invention, and desire to secure by Letters Patent, is—

The sliding hook A, in combination with the stationary slotted stock or holder B, provided with the attaching-plate *5*, ring or tube *c*, and tightening-screw *e*, substantially as and for the purpose set forth.

Witness my hand this 14th day of April, A. D. 1875.

VARNUM BALCOM.

In presence of—

P. E. TESCHEMACHER,
W. J. CAMBRIDGE.