

E. S. HEATH.
Clothes-Drier.

No. 163,928.

Patented June 1, 1875.

Fig. 2.

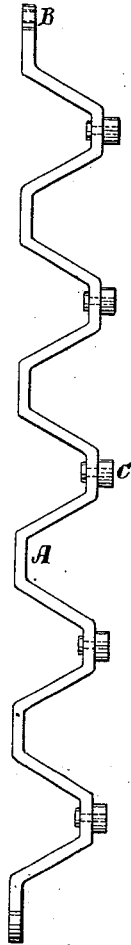


Fig. 1.

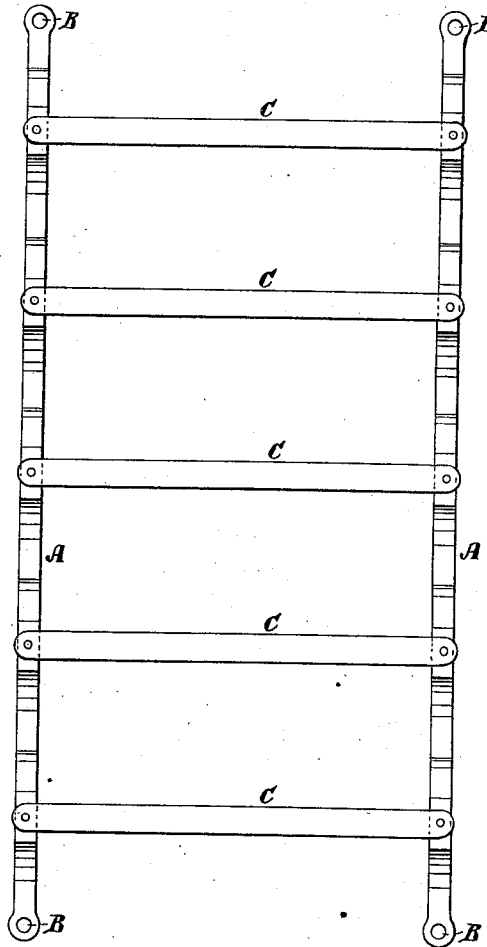
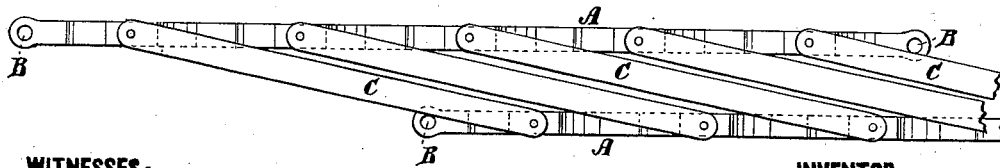


Fig. 3.



WITNESSES:

A. Remmeindorf.
A. F. Terry

INVENTOR:

E. S. Heath
BY *mmmm*
ATTORNEYS.

UNITED STATES PATENT OFFICE.

EDWIN S. HEATH, OF NORTH HOPE, PENNSYLVANIA.

IMPROVEMENT IN CLOTHES-DRIERS.

Specification forming part of Letters Patent No. **163,928**, dated June 1, 1875; application filed May 1, 1875.

To all whom it may concern:

Be it known that I, EDWIN S. HEATH, of North Hope, Butler county, Pennsylvania, have invented a new and Improved Clothes-Rack, of which the following is a specification:

My invention consists of a couple of crooked bars with holes in the ends, by which to hang them to the wall by pins, on which bars are pivoted cross-bars on which to hang the clothes, the cross-bars being at suitable distances apart for hanging the clothes in tiers, and being on the projecting crooks of the bars, so as to hold the clothes out from the wall far enough to allow the air to circulate freely between them and the wall. The pivoted connection of the cross-bars to the hanging bars allows of folding the rack in a compact bundle by turning them nearly into the line of the hanging bars, and thus closing the cross-bars together, and the hanging bars nearly so.

Figure 1 is a front elevation of my improved

rack. Fig. 2 is a side elevation, and Fig. 3 is a plan, of the folded rack.

Similar letters of reference indicate corresponding parts.

A represents the crooked hanging bars with holes B in the ends, by which to hang upon pins in the wall. C represents the cross-bars, which are pivoted to the hanging bars at the projections of the crooks, to be held sufficiently far away from the wall for holding the clothes properly. The pivots allow the rack to be folded up compactly, as in Fig. 3, when it is put away.

Having thus described my invention, I claim as new and desire to secure by Letters Patent—

The combination of the crooked bars A, having holes B, with the cross-bars C, pivoted to the bars A, substantially as specified.
EDWIN S. HEATH.

Witnesses:

ELI VANDERLIN,
JOHN G. HAAS.