

P. H. STANDISH.

Device for Welding Chain-Links.

No. 163,949.

Patented June 1, 1875.

Fig. 1.

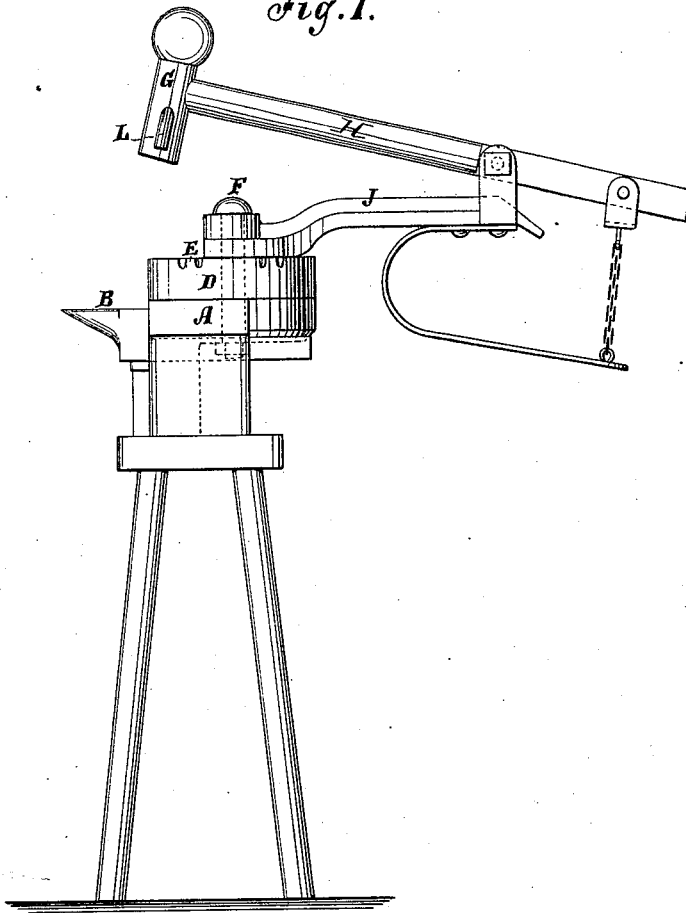


Fig. 2.

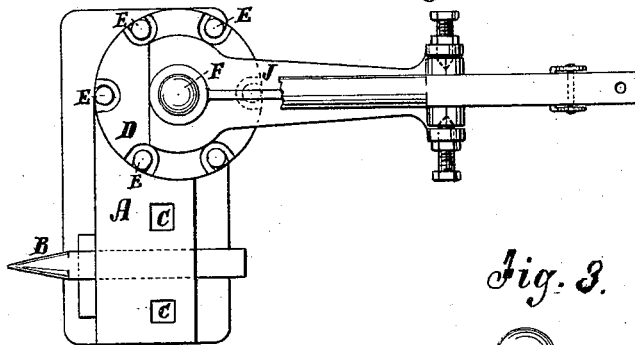
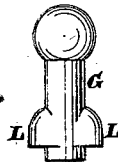


Fig. 3.



WITNESSES:

A. Deming
A. J. Terry

INVENTOR:

P. H. Standish

BY

Munn & Co.

ATTORNEYS.

UNITED STATES PATENT OFFICE.

PHILANDER H. STANDISH, OF JEFFERSON CITY, MISSOURI.

IMPROVEMENT IN DEVICES FOR WELDING CHAIN-LINKS.

Specification forming part of Letters Patent No. **163,949**, dated June 1, 1875; application filed September 26, 1874.

To all whom it may concern:

Be it known that I, P. H. STANDISH, of Jefferson City, in the State of Missouri, have invented an Improvement in Dies for Welding Chain-Links, of which the following is a specification:

The invention will first be described in connection with the drawing, and then pointed out in the claim.

Figure 1 is a side elevation; Fig. 2, a plan view, and Fig. 3 a detail view of the hammer-head.

A B represent an anvil, on which is placed a circularly-adjustable plate, D, having a series of dies, E, of a varying size, to receive chain-links of larger or smaller size. G is a hammer-head, with helve H, pivoted on an

arm, J, secured centrally to the die-plate by a bolt, F, and with wings L L, one on each side of the flat welding-face. These serve to give a light blow, which brings together the ends of link that are to be welded before it enters the die E, where said ends are united by the welding action of main die G.

What I claim as new is—

The combination, substantially as described, of rotary plate D, having open dies E near its edge, and hammer, having main die G and wing-dies L L, all arranged substantially as and for the purpose specified.

PHILANDER H. STANDISH.

Witnesses:

JNO. F. HEINRICHS,
WM. Q. DALLMEYER.