

J. H. HORSFALL.

Dressing-Case or Combined Bureau and Wardrobe.

No. 164,087.

Patented June 8, 1875.

Fig. 1.

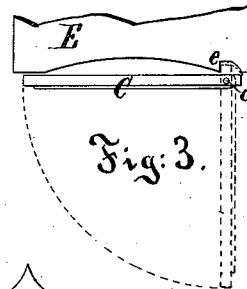
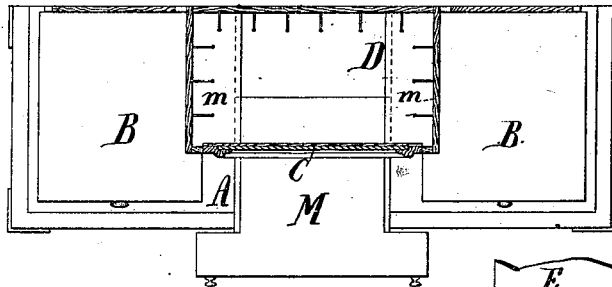
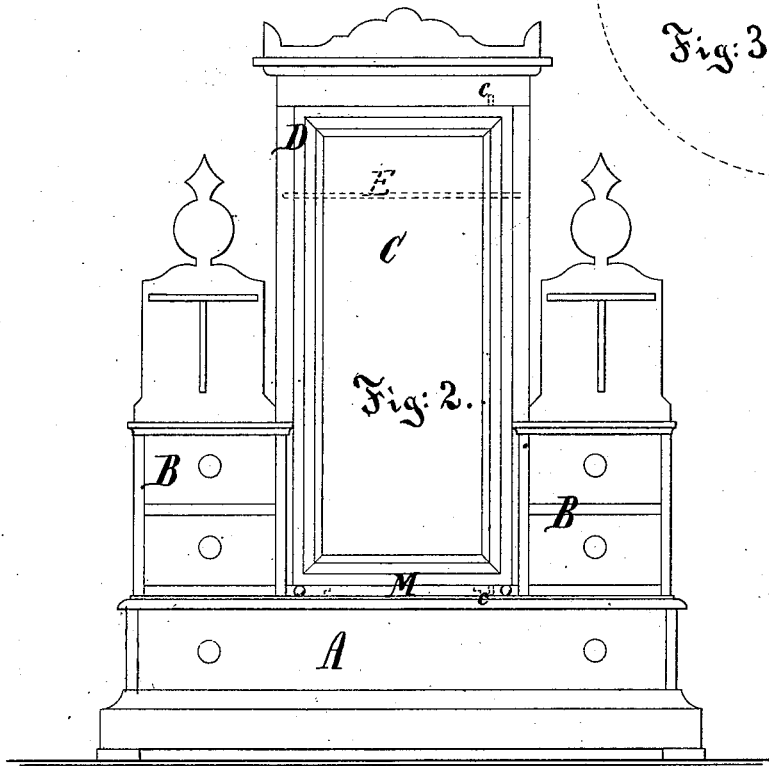


Fig. 2.



Witnesses:

Henry Gentry  
Amos Day  
S. C. S.

Inventor:

J. H. Horsfall  
By his attorney, J. H. Eaton

# UNITED STATES PATENT OFFICE.

JOHN H. HORSFALL, OF NEW YORK, N. Y.

## IMPROVEMENT IN DRESSING-CASES, OR COMBINED BUREAUS AND WARDROBES.

Specification forming part of Letters Patent No. **164,087**, dated June 8, 1875; application filed May 3, 1875.

*To all whom it may concern:*

Be it known that I, JOHN H. HORSFALL, of New York city, in the State of New York, have invented certain Improvements relating to Dressing-Cases, of which the following is a specification:

I employ two sets of drawers, one on the right hand and the other on the left, with a mirror extending down between them, the construction being, in that respect, analogous to that of an ordinary dressing-case; but instead of putting the mirror in the plane of the rear faces of the drawers, as in an ordinary dressing-case, I move it forward to a plane nearly coincident with the front of the drawers, and utilize the space behind it for a wardrobe. In other words, I combine a wardrobe with a dressing-case by putting the wardrobe into the space which is usually empty between the sets of drawers on the right hand and on the left. The wardrobe does not extend down to the base of the construction. At its foot is a peculiarly-adapted slide, which, on being drawn out, forms a support additional to the side tables on the tops of the sets of drawers, to receive the toilet articles.

The accompanying drawings represent what I consider the best means of carrying out the invention.

Figure 1 is a plan view, partly in section, and Fig. 2 a front elevation. Fig. 3 is a plan view of the parts adjacent to the door-hinges. The strong lines show the door in a closed position, and the dotted line indicates the same in an open position.

Similar letters of reference indicate like parts in all the figures.

A is an extended base, provided with one or more drawers extending the whole length of the structure. B B are sets of drawers, topped with white marble and adapted to serve their usual functions in receiving toilet articles.

C is a mirror mounted in a plane a little in rear of the front face of the drawer, and D is a capacious wardrobe in rear of the mirror. Access is obtained to its interior by turning the mirror on hinges *c c*, which are mounted considerably within its breadth, provision being made in the interior work of the wardrobe to allow the mirrored door to turn thereon. This arrangement of the hinges avoids throwing the door so far forward on opening it as would be necessary with ordinary hinges projecting out from the edges. It also allows the mirrored door to be stopped by the contact of its edge against a shoulder, *e*, in the shelf E. A broad drawer extends across in the space A below the mirror. Narrower drawers are fitted in the space above, on each side of the mirror. A flat slide, M, of large area is adapted to be traversed in and out in a little space below the mirror. It should be marbled iron or other strong material capable of being richly finished. Its front is the full width of the space between the sets of drawers B. Further back it is narrower, and engages under the side supports *m*, so as to be properly held when drawn out.

The whole may be made of or veneered with rich material, and carved and decorated in any ordinary or suitable manner.

I claim as my invention—

The combined wardrobe and dressing-case herein described, composed of the base A, sets of drawers B B, mirror C, wardrobe D, and slide M, all arranged and adapted to serve as and for the purposes herein set forth.

In testimony whereof I have hereunto set my hand this 27th day of April, 1875, in the presence of two subscribing witnesses.

JOHN H. HORSFALL.

Witnesses:

ISAAC H. HERTS,  
BENJ. H. HERTS.