

J. A. IRELAND.

Machine for Bunching and Sizing Asparagus.

No. 164,091.

Patented June 8, 1875.

FIG 1

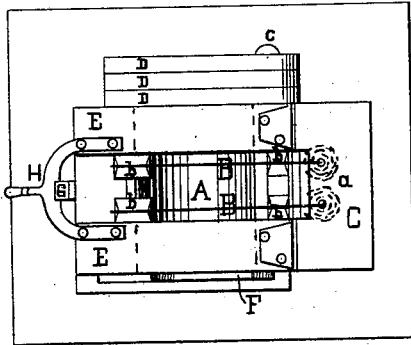


FIG 2

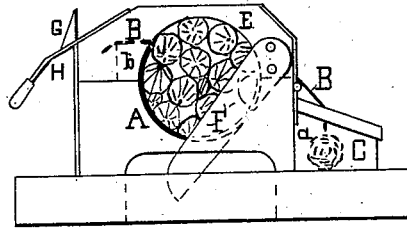


FIG 4

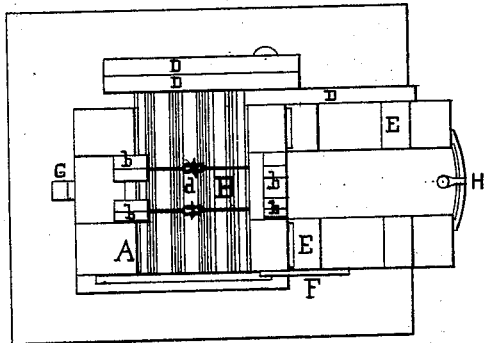
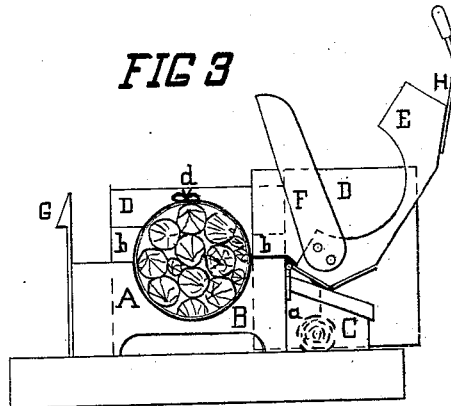


FIG 3



WITNESSES

Charles H. Lewis  
James H. Lewis

INVENTOR

Joseph A. Ireland  
by Francis D. Pastorius  
his Atty.

# UNITED STATES PATENT OFFICE.

JAPHET A. IRELAND, OF BAKERSVILLE, NEW JERSEY.

## IMPROVEMENT IN MACHINES FOR BUNCHING AND SIZING ASPARAGUS.

Specification forming part of Letters Patent No. **164,091**, dated June 8, 1875; application filed December 16, 1874.

*To all whom it may concern:*

Be it known that I, JAPHET A. IRELAND, of Bakersville, in the county of Atlantic and State of New Jersey, have invented a new and useful Asparagus-Machine, of which the following is a specification:

The invention relates to a machine for bunching and sizing asparagus. It consists of a semicircular trough, crosswise in which are placed tie-cords, on which the asparagus is laid.

At one end of the trough are movable sizing-plates, which butt the heads of the asparagus-stalks.

After the asparagus has been laid in the trough on the tie-cords, and the gages properly adjusted, a hinged cap or frame, having a semicircular opening similar to that of the trough, and to one end of which is attached a cutter, is turned over onto the asparagus; the cutter, being set in advance of the cap, completes the cutting of the stalks to a length, at or before the contact of the cap with its seat. A latch holds the cap in place on the asparagus until the cords are tightly tied around it.

Figure 1 is a plan view of the machine, showing the cap closed on the asparagus. Fig. 2 is a side elevation of Fig. 1. Fig. 3 is a side elevation of the machine, showing the cap turned backward after the asparagus has been bunched, sized, and tied. Fig. 4 is a plan view of Fig. 3.

A is a semicircular asparagus-trough. B are tie-cords, which lead from the balls *a* in the box C. (Dotted lines, Figs. 1, 2, and 3.) They are suspended transversely from the guide-posts *b* into the trough A. D D D are movable sizing-plates, which turn on the pin

*c*. E is a hinged cap or frame, to the end of which is secured a cutter, F, at such an inclination that its cut is completed at or before the completion of the turning motion of the cap. A semicircular opening extends the length of the cap, and is arranged to close exactly upon the trough A. G is a spring latch, which engages with the frame of the handle H of the cap, and holds the cap in place during the process of tying.

After the asparagus has been sorted, one or more of the sizing-plates D turned over, according to the length of the bunch, as shown at Figs. 3 and 4, and the cords B placed, the asparagus is laid in the trough A on the cords, the heads butting against the inner sizing-plate. The cap E is then turned over by its handle H. The cutter F, being set in advance of the cap, completes the cutting of the asparagus-stalks to a length at or before the cap comes in contact with its seat. The operation is completed by tying the cords B tightly around the asparagus, as shown at *d*, Figs. 3 and 4.

I claim as my invention—

The trough A, in combination with the tie-cords B, the sizing-plates D, the hinged cap E, and the knife F, for the purpose shown and described.

In testimony whereof I hereunto sign my name in presence of two subscribing witnesses.

JAPHET A. IRELAND.

Witnesses:

H. W. VICKERS,  
FRANCIS D. PASTORIUS.