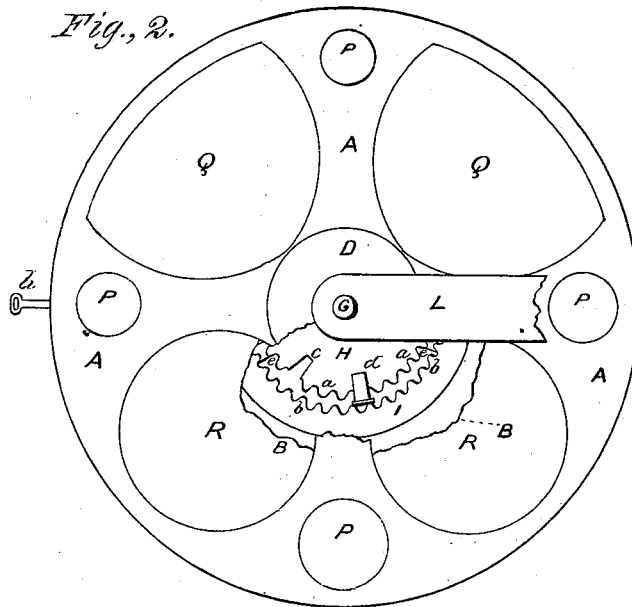
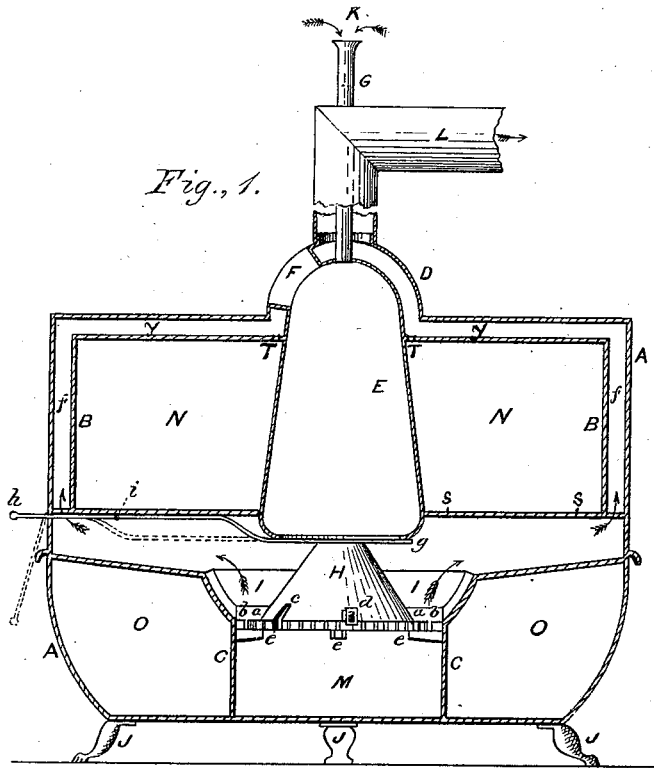


T. N. CAULKINS.
Magazine Cooking-Stove.

No. 164,141.

Patented June 8, 1875.



WITNESSES:
Charles A. Caulkins
H. L. Stokes

INVENTOR:
Thomas Newton Caulkins

T. N. CAULKINS.
Magazine Cooking-Stove.

No. 164,141.

Patented June 8, 1875.

Fig., 3.

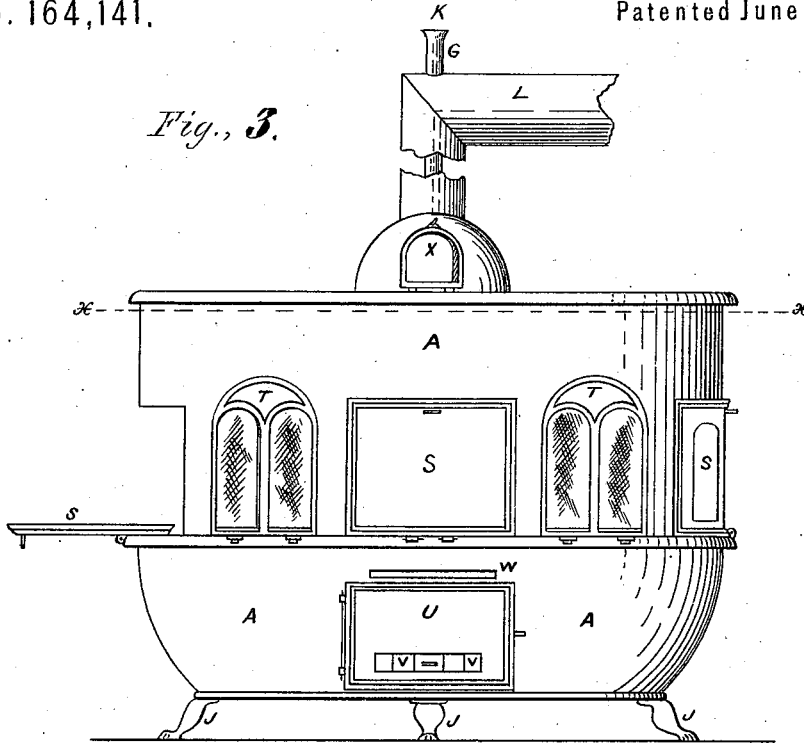
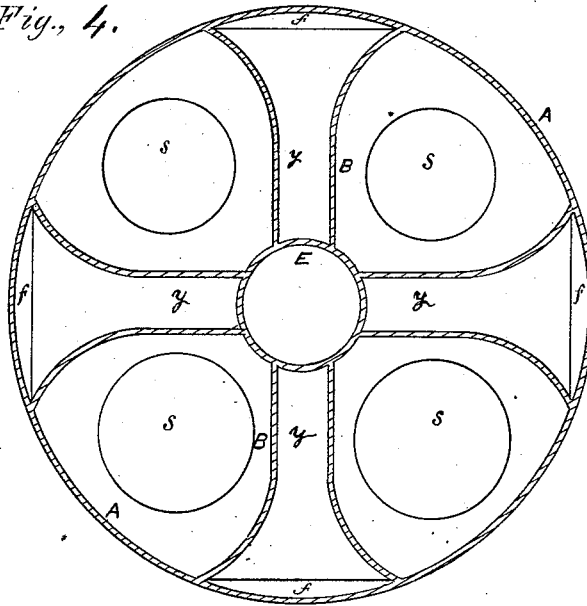


Fig., 4.



WITNESSES:

Charles A. Caulkins.
H. & J. Smith.

INVENTOR:

Thomas Newton Caulkins.

UNITED STATES PATENT OFFICE.

THOMAS NEWTON CAULKINS, OF OWASCO, NEW YORK.

IMPROVEMENT IN MAGAZINE COOKING-STOVES.

Specification forming part of Letters Patent No. 164,141, dated June 8, 1875; application filed April 16, 1874.

To all whom it may concern:

Be it known that I, THOMAS N. CAULKINS, of Owasco, in the county of Cayuga and State of New York, have invented a new and useful Improvement in Stoves; and I do hereby declare that the following is a full and exact description thereof, reference being had to the accompanying drawings and to the letters of reference marked thereon.

Figure 1 represents a vertical section of my improved stove. Fig. 2 represents a horizontal section of the same. Fig. 3 represents a side elevation, and Fig. 4 represents a horizontal section taken at line *xx* of Fig. 3.

My invention embraces a combination of elements whereby the smoke, vapor, and gases generated in cooking will be carried out of the room through the smoke-eduction flue, which communicates with the fire-chamber, and the combination and arrangement are such that the air drawn into the stove to promote the combustion of the fuel will be taken from the upper portion of the room in which the stove is used, thus thoroughly ventilating the apartment.

Centrally located at the bottom of the stove below the grate there is an ash-pit, M, surrounded with warming-ovens, O, excepting the space occupied by the door V. E denotes the coal-magazine, which is also surrounded with cooking-ovens N. The coal-grate surrounds the base of the cone H, and consists of a fixed ring of cogs, and a corresponding series of cogs around the base of the cone. The apex of cone H extends up to the center of the bottom of the coal-magazine E, which is provided with a regulating cut-off or damper, *g*, provided with a handle or rod extending out at the bottom of the ovens N, so as to be used to regulate the draft and the admission of fuel to the grate below. The main combustion-flue is an annular space around the fire-grate, cone H, and between the upper plate of the ovens O and the bottom plate of the ovens N, and this flue or combustion chamber connects with the four vertical flues *f*, which at their upper ends connect with the four hori-

zontal flues *y* above the ovens N. Surrounding the upper end of the magazine E a dome, D, is located, and the space between dome D and the magazine serves as a continuation of flues *y*, and connects them with the smoke-pipe L. F indicates a doorway, through which fuel is supplied to the magazine E, and G denotes the air-induction pipe, which passes down through the elbow of the smoke-pipe L into the magazine, as represented in the drawings. A series of doors, *s*, are provided to give access to the ovens N, and serve, when open, as horizontal hearths, upon which vessels may rest when desired. Suitable holes are made through the bottom of ovens N communicating with the main combustion-flue, in which vessels can be placed for cooking or heating; and small vent-holes are made through the upper plate of ovens N, through which vapors, gases, &c., will be drawn and allowed to escape with the smoke from the fire, which finally escapes through the eduction-pipe L. The pipe G, through which the air is supplied to promote combustion, passes down through the stove-pipe L and the dome D, and is connected with the upper part of magazine E. Being thus located the lower part of this pipe G is heated by the concentrated heat from the fire-chamber as it enters the dome D, and thereby the draft of air is increased in force and volume that passes down through the coal-magazine to the main fire-chamber between the two tiers of ovens O and N.

Having described my invention, I claim and desire to secure by Letters Patent—

1. The combination of the two series of ovens O and N, the main combustion-chamber between them, the flues *f* and *y*, and the dome D, substantially as described, for the purpose set forth.
2. The combination of the air-pipe G, the eduction-pipe L, and the dome D, in the manner and for the purpose specified.

THOMAS NEWTON CAULKINS.

Witnesses:

CHARLES A. CAULKINS,
H. L. STORKE.