

C. LITTLEFIELD.
Bush-Hammer.

No. 164,193.

Patented June 8, 1875.

Fig: 1.

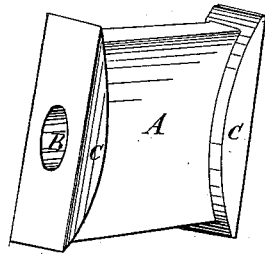


Fig: 2.

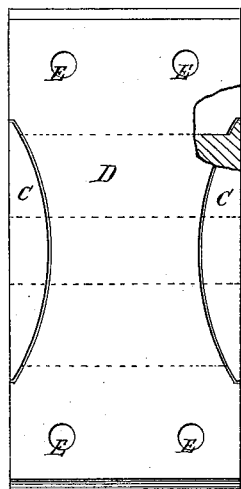
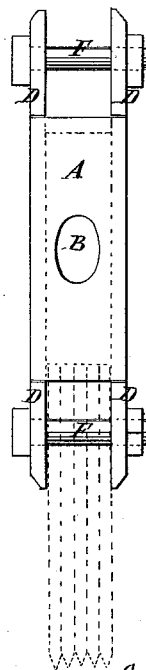


Fig: 3.



WITNESSES:

Chas. Hild
A. J. Terry

INVENTOR:

Chas. Littlefield
BY
Mumford
ATTORNEYS.

UNITED STATES PATENT OFFICE.

CHARLES LITTLEFIELD, OF VINALHAVEN, (CARVER'S HARBOR P. O.,) MAINE.

IMPROVEMENT IN BUSH-HAMMERS.

Specification forming part of Letters Patent No. **164,193**, dated June 8, 1875; application filed April 17, 1875.

To all whom it may concern:

Be it known that I, CHARLES LITTLEFIELD, of Vinalhaven, (Carver's Harbor P. O.,) in the county of Knox and State of Maine, have invented a new and useful Improvement in Bush-Hammers, of which the following is a specification:

Figure 1 is a perspective view of the hammer-head. Fig. 2 is a side view of the hammer-head and side plate in position to receive the cutters, part being broken away to show the construction. Fig. 3 is an edge view of the same, showing in dotted lines a set of cutters secured in place.

Similar letters of reference indicate corresponding parts.

The invention will first be described in connection with drawing, and then pointed out in the claim.

A represents the hammer-head, through the center of which is formed a hole, B, to receive the handle. Upon the ends of the sides of the head A are formed flanges or shoulders C, the inner edges of which are curved upon the

arcs of circles, and the ends of which project a little beyond the edges of the said head, as shown in Figs. 1 and 2, and in dotted lines in Fig. 3, to form a seat for the cutters. D are the side plates, the side edges of which have curved recesses formed in them to receive and fit upon the flanges C, as shown in Fig. 2. In the side plates D, near their ends, are formed holes E to receive the bolts F, by which the cutters are secured to the side plates D, and the cutters and side plates are secured to the head A, binding the various parts of the hammer firmly together.

Having thus described my invention, I claim as new and desire to secure by Letters Patent—

The described combination of main piece A, having flanges C, plates D D, having holes E, and the bolts F, all constructed and arranged substantially as and for the purpose specified.

CHARLES LITTLEFIELD.

Witnesses:

TIMOTHY L. ROBERTS,
OR. P. GREEN.