

G. W. MARBLE.

Standards for Childrens' Carriages.

No. 164,195.

Patented June 8, 1875.

Fig: 1.

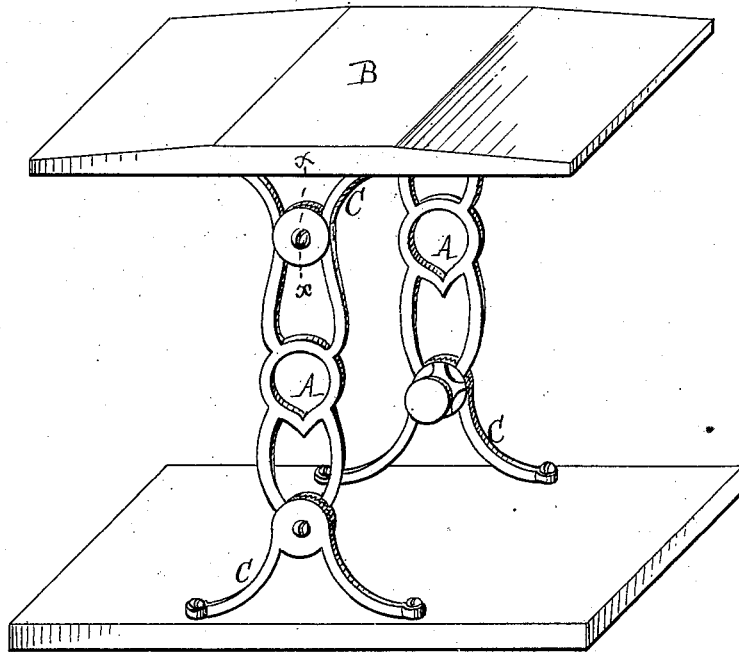


Fig: 2.

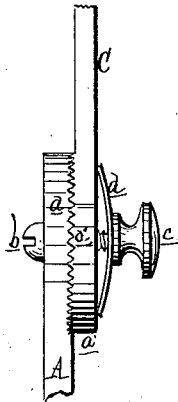


Fig: 3.

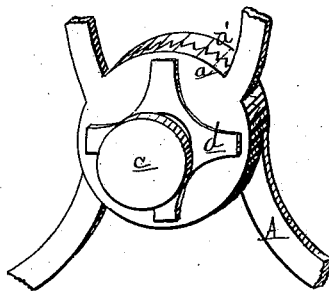
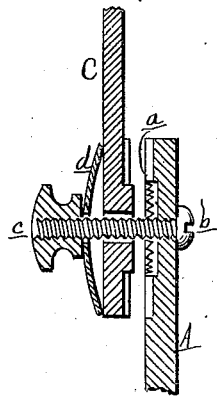


Fig: 4.



Attest.
Edward Parshel.
Wm. P. Spalding

Inventor
G. W. Marble
By Atty
Wm. P. Spalding

UNITED STATES PATENT OFFICE.

GEORGE W. MARBLE, OF CHICAGO, ILLINOIS, ASSIGNOR OF ONE-HALF HIS
RIGHT TO ADOLPH SHOENINGER, OF SAME PLACE.

IMPROVEMENT IN STANDARDS FOR CHILDREN'S CARRIAGES.

Specification forming part of Letters Patent No. **164,195**, dated June 8, 1875; application filed
April 21, 1875.

To all whom it may concern:

Be it known that I, GEORGE W. MARBLE, of Chicago, in the county of Cook and State of Illinois, have invented an Improvement in Top-Standards for Children's Carriages, of which the following is a specification:

The object of my invention is to provide the standards which support the top or shade of a child's carriage with a self-locking joint at each end, whereby the standards may be inclined to any angle, and the top adjusted to any angle with relation to the standards.

Figure 1 is a perspective view. Fig. 2 is an end elevation of a joint. Fig. 3 is a perspective view of the same. Fig. 4 is a vertical section at *x x*.

In the drawing, A A represent the standards which support the top B, their ends being pivoted to the joint-brackets C C on the body, and pendent from the top, and whose ends are circular, with a ratchet, *a*, formed on the inner face of each, with which engages a similar ratchet, *a'*, on the outer face of each standard end. The standards are pivoted to the brackets by a screw, *b*, passing through the axis of each joint from the outside, with a milled nut, *c*, on the inner end, under which is placed a cruciform leaf-spring, *d*, whose

ends bear against the back of the standard-joint to draw the ratchets into engagement. Any other form of spring may, however, be used for this purpose. The ratchets are of such slope and depth as to hold the standards and canopy in any position to which they may be adjusted, but will yield to any considerable pressure applied to either. The pressure may be increased or the joints be firmly locked by screwing up the nuts *c*.

In shipping carriages having my improvement the canopy may be folded flat down upon the body, so as to take up but little space.

It will be noticed that the joint-brackets form part of the standards when pivoted therewith.

What I claim as my invention is—

1. In a standard-joint, the combination of the ratchets *a a'*, screw *b*, and spring *d*, substantially as set forth.

2. The three-part canopy-support, consisting of an intermediate standard and two bracket-joints pivoted together, substantially as described.

GEORGE W. MARBLE.

Witnesses:

WM. H. LOTZ,
J. F. CLARK.