

R. SEELIG.

Changeable Feed-Gear for Feed-Cutters.

No. 164,222.

Fig: 1.

Patented June 8, 1875.

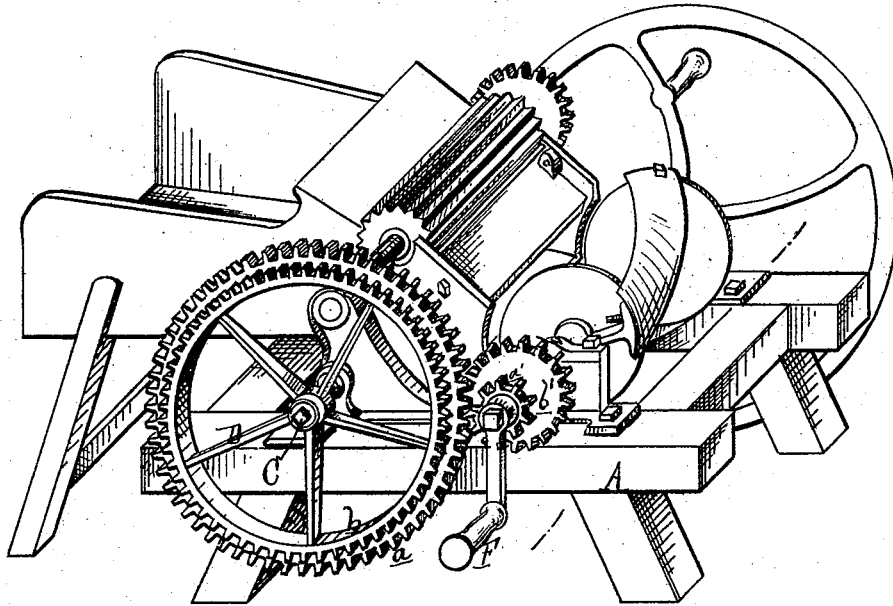


Fig: 2.

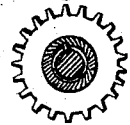


Fig: 3.

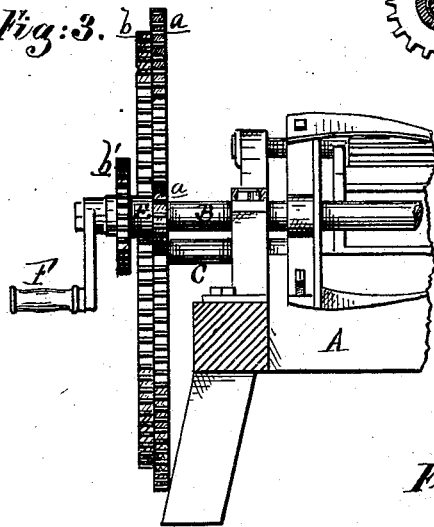


Fig: 4.

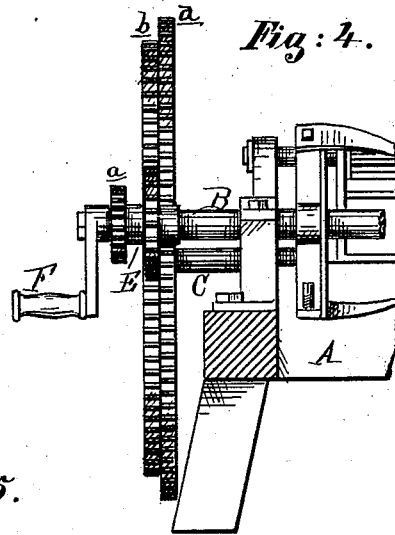
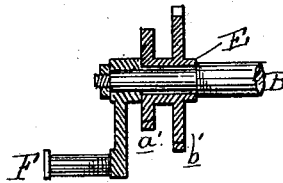


Fig: 5.



Attest.
C. E. Huestis
Notary Public

Inventor.
R. Seelig
Per Atty
Thos. S. Sprague

UNITED STATES PATENT OFFICE.

ROMANN SEELIG, OF CHICAGO, ILLINOIS.

IMPROVEMENT IN CHANGEABLE FEED-GEARS FOR FEED-CUTTERS.

Specification forming part of Letters Patent No. **164,222**, dated June 8, 1875; application filed April 10, 1875.

To all whom it may concern:

Be it known that I, ROMANN SEELIG, of Chicago, in the county of Cook and State of Illinois, have invented an Improvement in Changeable Feed - Gear for Feed - Cutters, of which the following is a specification :

The object of my invention is to so construct the feed-gears and pinions of a feed-cutter as that, by reversing the two pinions on their shaft, (both being on a sleeve,) two changes of speed can be secured for the feed-rolls.

The invention consists in the combination of two pinions of different diameters, mounted on a sleeve that is reversibly feathered on the cutter-shaft, with a wheel on the feed-shaft, carrying spur-gears of two different diameters.

Figure 1 is a perspective view of a feed-cutter embodying my improvements. Fig. 2 is a cross-section of the pinion-shaft feathered on the cutter-shaft. Figs. 3 and 4, respectively, show in elevation the pinions matched with slow and fast feed-gears. Fig. 5 is a longitudinal section through the pinion-sleeve.

In the drawing, A represents the frame of a feed-cutter, across which is journaled the shaft

B, carrying the cutters, and a shaft, C, carrying the lower feed-roll. D is a wheel mounted on one end of the shaft C, its periphery being a spur-gear of two different diameters, *a b*. E is a sleeve feathered on the shaft B, so as to be reversible by removing the crank F. This sleeve has cast on its ends two pinions — a small one, *a'*, and a larger one, *b'*.

Slipped on the shaft one way the gears *a a'* will match, and communicate a slow motion to the feed-roll shaft C. The sleeve being reversed, the gears *b b'* will match, and drive the feed-roll shaft more rapidly, thus enabling the feed to be adjusted for cutting the feed coarse or fine, as may be desired.

What I claim as my invention, and desire to secure by Letters Patent, is—

The reversible sleeve E and its pinions *a' b'*, in combination with the gear-wheel D, having gears *a b* of different diameters, substantially as and for the purpose set forth.

ROMANN SEELIG.

Witnesses:

WM. H. LOTZ,
GEO. FROMMANN.