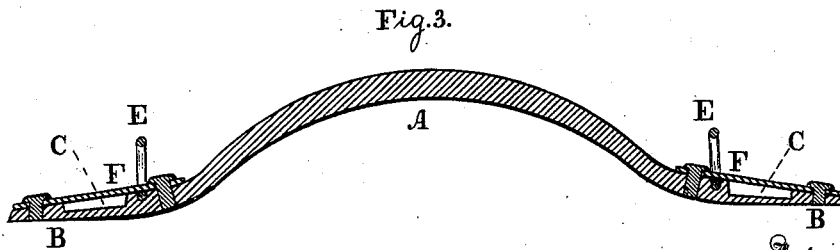
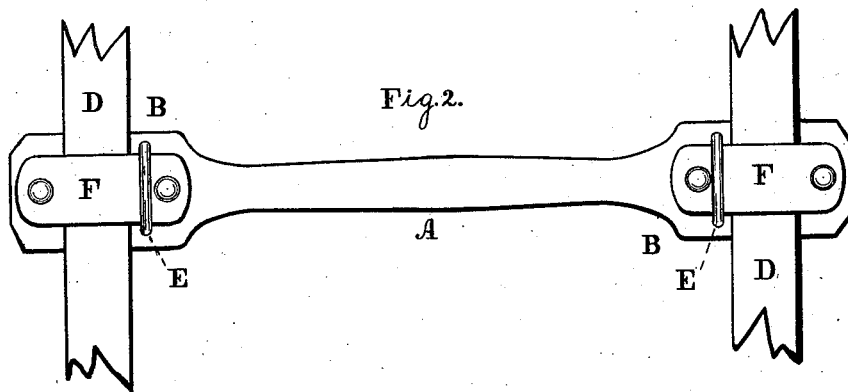
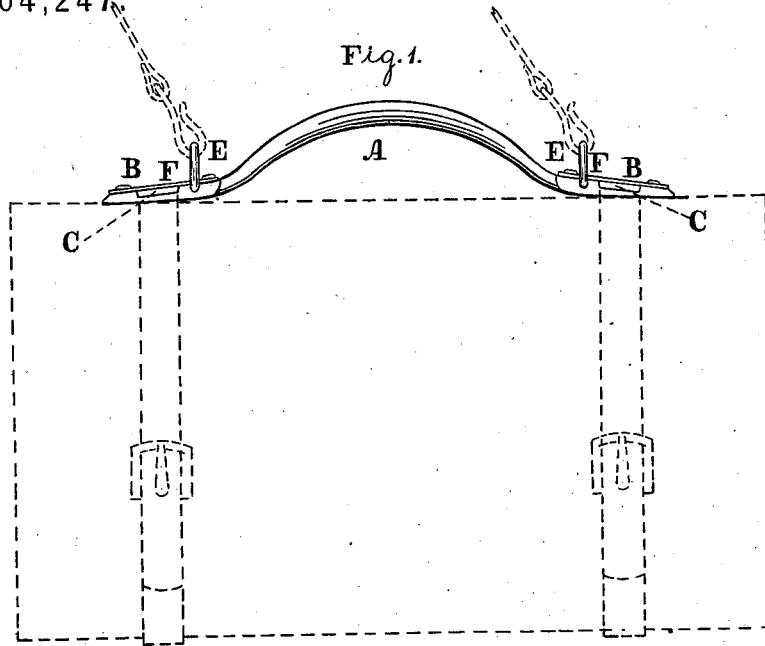


B. ANDREWS.

Shawl, or Carrying-Strap Handle.

No. 164,247.

Patented June 8, 1875.



Witnesses:

L. F. Brown.
A. P. Grant.

Inventor:

Benjamin Andrews.
by John A. Diederheim
Att'y

UNITED STATES PATENT OFFICE.

BENJAMIN ANDREWS, OF PHILADELPHIA, PENNSYLVANIA.

IMPROVEMENT IN SHAWL OR CARRYING STRAP HANDLES.

Specification forming part of Letters Patent No. **164,247**, dated June 8, 1875; application filed September 4, 1874.

To all whom it may concern:

Be it known that I, BENJAMIN ANDREWS, of the city and county of Philadelphia, and the State of Pennsylvania, have invented a new and useful Improvements in Shawl or Carrying Straps; and I do hereby declare the following to be a clear and exact description of the nature thereof, sufficient to enable others skilled in the art to which my invention appertains to fully understand, make, and use the same, reference being had to the accompanying drawings, making part of this specification, in which—

Figure 1 is a side view of the device embodying my invention. Fig. 2 is a top or plan view. Fig. 3 is a central longitudinal section thereof.

Similar letters of reference indicate corresponding parts in the several figures.

This invention consists in so constructing the handle of what is known as a shawl or carrying strap that the device is rendered exceedingly strong, the straps are prevented from coming together, and the shape of the article to be carried is preserved, the handle being provided with plates for retaining on the handle both the usual straps and the rings, to which may be attached shoulder-straps.

Referring to the drawings, A represents a handle, whose flat ends B are formed with transverse grooves, forming loops C, the parts being constructed in one piece of metal, hard rubber, or other casting.

The carrying-straps D D are passed through the loops C, and when the handle A is placed in position on the roll of a shawl, blanket, or other article to be carried, as shown in Fig. 1,

the straps are run around the roll and buckled, whereby the roll may be conveniently carried by the handle A.

It will be seen that owing to the rigidity of the handle A, the straps are prevented from coming together, and that the handle is strong and serviceable.

It is also evident that the handle may be cast thin and light, thus permitting a ready hold thereof, and lessening the weight to be carried. E represents rings or loops, which are applied to the ends B of the handle A, and designed for attachment of straps, by which the roll may be slung on the shoulders. In order to hold the rings E in position, there are secured to the ends B of the handle A, plates F F, which are riveted or otherwise secured thereto, and pass over the lower bars or portions of the rings or loops, so as to confine the latter in position, without, however, interfering with the free swinging motion of the same.

The plates F also cover the top of the loops C, and serve to prevent displacement of the straps from the handle.

Having thus described my invention, what I claim as new, and desire to secure by Letters Patent, is—

The cast handle A, with recessed ends B C, in combination with the plates F F, for confining both the straps D and rings or loops E, substantially as and for the purpose set forth.

BENJN. ANDREWS.

Witnesses:

JOHN A. WIEDERSHEIM,
A. P. GRANT.