

O. P. FURMAN.  
Extension Curtain-Rollers.

No. 164,440.

Patented June 15, 1875.

Fig. 1

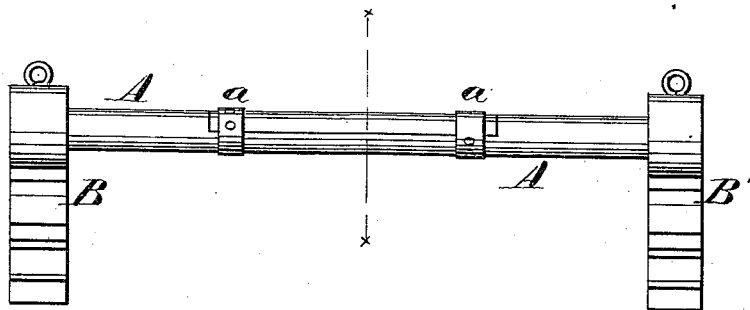


Fig. 2

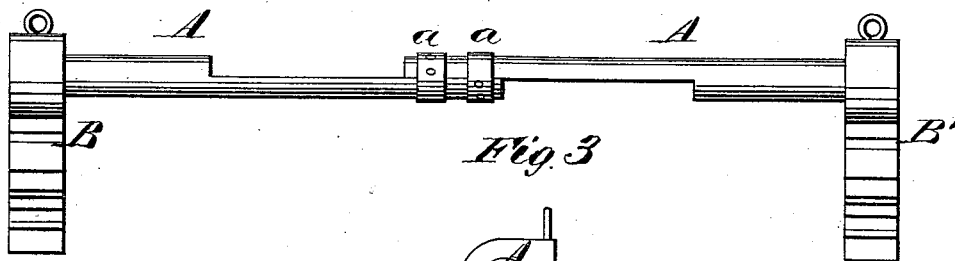



Fig. 3



WITNESSES

*Robert Everett,*  
*Engineer W. Johnson,*

INVENTOR

*Oliver P. Furman*  
*Chipman & Sumner*

ATTORNEYS

# UNITED STATES PATENT OFFICE.

OLIVER P. FURMAN, OF CORNING, NEW YORK.

## IMPROVEMENT IN EXTENSION CURTAIN-ROLLERS.

Specification forming part of Letters Patent No. **164,440**, dated June 15, 1875; application filed February 10, 1875.

*To all whom it may concern:*

Be it known that I, OLIVER P. FURMAN, of Corning, in the county of Steuben and State of New York, have invented a new and valuable Improvement in Window-Curtain Fixtures; and I do hereby declare that the following is a full, clear, and exact description of the construction and operation of the same, reference being had to the annexed drawings, making a part of this specification, and to the letters and figures of reference marked thereon.

Figures 1 and 2 of the drawings are representations of plan views of my curtain-roller, and Fig. 3 is a sectional view of the same.

This invention has relation to curtain-rollers; and it consists in a curtain-roller which is endwise adjustable for the purpose of readily fitting it to window-frames of different widths.

My improved roller, represented by Figs. 1, 2, and 3 of the annexed drawings, is made of two sections, A A, which are partly cylindrical and partly semicylindrical. The semicylindrical portions are spliced together by means of bands *a a*, which are secured fast to

the ends of the sections, and so applied as to allow these sections to be extended or contracted lengthwise. The bands *a a* are made to fit tightly those portions of the roller on which they slide, so that the sections will not casually slip after the roller is properly adjusted to a window-frame. B B' designate brackets, which are recessed to receive the ends of the roller, and *b b'* are screws, which are inserted through the brackets and into the ends of the roller, and which turn with the latter.

What I claim as new, and desire to secure by Letters Patent, is—

A curtain-roller composed of adjustable halved sections connected together by means of bands *a a*, substantially as described.

In testimony that I claim the above I have hereunto subscribed my name in the presence of two witnesses.

OLIVER P. FURMAN.

Witnesses:

J. H. DAMPF,  
C. G. DOUGLAS, Jr.