

V. J. REECE.
Screw-Cutting Die.

No. 164,481.

Patented June 15, 1875.

Fig. 1

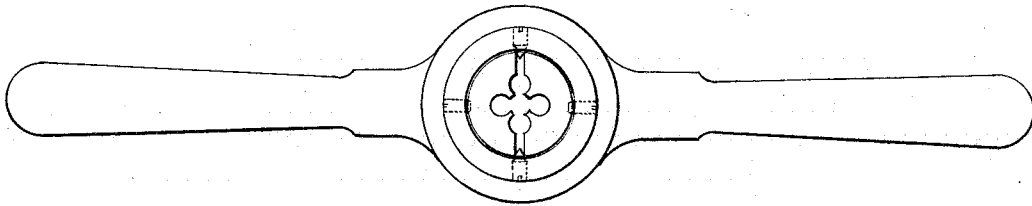


Fig. 2

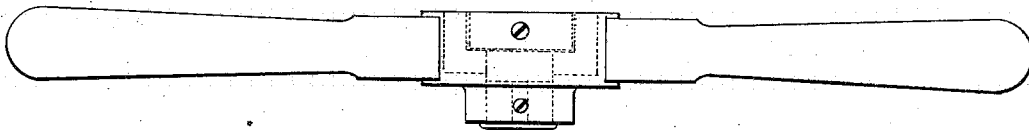


Fig. 3.

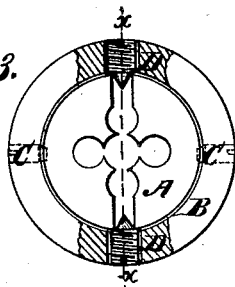


Fig. 4.



WITNESSES:

Francis W. O'Connell
A. J. Terry

INVENTOR:

V. J. Reece
Munnell

ATTORNEYS.

UNITED STATES PATENT OFFICE.

VIRGINIUS J. REECE, OF GREENFIELD, MASSACHUSETTS.

IMPROVEMENT IN SCREW-CUTTING DIES.

Specification forming part of Letters Patent No. **164,481**, dated June 15, 1875; application filed February 20, 1875.

To all whom it may concern:

Be it known that I, VIRGINIUS J. REECE, of Greenfield, Franklin county, Massachusetts, have invented a new and useful Improvement in Screw-Cutting Dies, of which the following is a specification:

The object of my invention is to control the adjusting devices for the dies of screw-cutters intended for cutting the full thread at one operation, so as to hold the dies firmly both on the outer and inner edges, and thus keep them perfectly firm and solid, which is absolutely necessary to cut perfect threads; also, to secure the dies in the holder.

The invention consists of taper-pointed screws between the dies to open them and regulate their distance apart, in combination with two taper-pointed screws, screwing through the die-holder against the dies and holding them firmly thereto.

Figures 1 and 2 are plan and side elevations of a screw-plate with my improvements. Fig. 3 is a plan view partly broken away; Fig. 4, a vertical section of Fig. 3.

Similar letters of reference indicate corresponding parts.

A represents the dies; B, the die-holder; C, the pointed-screws for closing the dies, and D the devices for separating the dies and keeping them apart, being taper-pointed screws screwing between the dies through the holder.

By this plan the dies can be readily fastened in the holder, and at the same time firmly secured so as to hold perfectly rigid.

I am aware that it is not new to use circular dies for cutting screw-threads to spread them by means of face-screws or to close them with a screw; but

What I claim is—

The combination, substantially as shown and described, of the die-sections A, with holder B, screw C, and wedge-pointed screws D, the screws passing through the holder at right angles to the axis of the die, and the wedge-points between the edges of the die-sections, as and for the purpose set forth.

VIRGINIUS JOSEPH REECE.

Witnesses:

CHS. HENRY,
WM. M. SMEAD.