

H. J. BLOWNEY.

Signs.

No. 164,514.

Patented June 15, 1875.

Fig. 1.

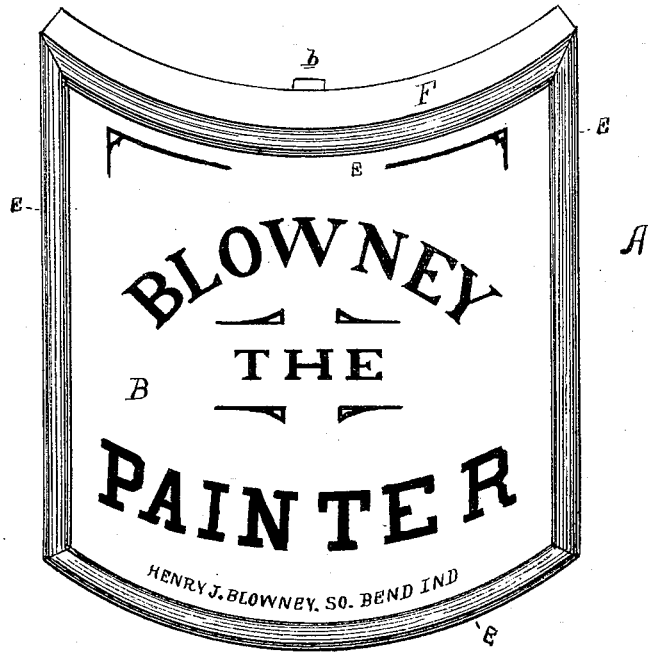
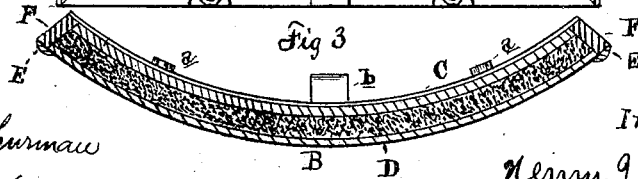
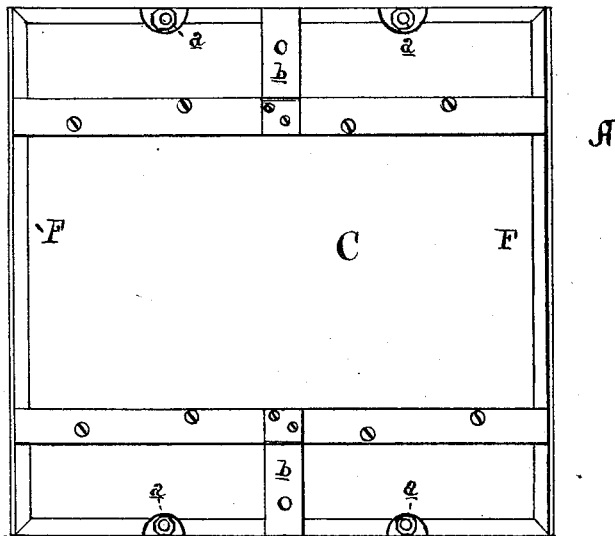


Fig. 2.



Attest:
 Charles Thurman
 R. N. Byer.

Inventor:
 Henry J. Blowney
 by Geo. W. Sherwin
 Atty.

UNITED STATES PATENT OFFICE

HENRY J. BLOWNEY, OF SOUTH BEND, INDIANA.

IMPROVEMENT IN SIGNS.

Specification forming part of Letters Patent No. **164,514**, dated June 15, 1875; application filed April 6, 1875.

To all whom it may concern:

Be it known that I, HENRY J. BLOWNEY, of South Bend, in the county of St. Joseph and State of Indiana, have invented a new and useful Improvement in Signs; and I do hereby declare that the following is a full and exact description of the same, reference being had to the accompanying drawings and to the letters of reference marked thereon.

My invention is an improvement in what is generally known as a "shield sign," to be attached to piers, columns, or other exposed places; and its object is to make such a sign strong and durable, and protect the gilt letters, ornaments, and paint from the weather, and preserve them from the evil effects of the changes of temperature; and my invention therein consists in the combination of a water and weather proof cement with a glass front of any shape, upon the inside of which the letters are gilded or painted, a back having a corresponding shape with the front, and a metallic molding or frame that is secured to the back and holds the glass front in its place, as hereinafter set forth.

To enable others skilled in the art to make and use my invention, I shall now proceed to describe it in connection with the drawings, in which—

Figure 1 is a front perspective view; Fig. 2, an elevation from the back, and Fig. 3 a cross-section.

Similar letters denote like parts in each figure.

A represents a sign, of any desired shape, which may be a segment of a circle, as shown, oval, or ellipse. B is the glass front, and C the back.

The front may be gilded or painted, or both, in any of the usual ways.

D is a water and weather proof cement, introduced between the front B and back C. E

is a metallic molding or frame, that is placed around the edge of the sign over the glass front, and secured to the back by any desired number of bolts, *a*. F is a frame that incloses the edges of the back C, and forms a receptacle for the cement. *b b* represent ears for securing the sign in position.

The mode of manufacturing this sign is as follows: The back and the side frame are secured together, thus making a receptacle for the cement, which is then placed in it, filling it nearly to the top. The glass, previously lettered and painted, is put on, and the metallic molding secured in place, the whole making a neat, strong, and durable sign, entirely weather-proof.

I do not wish to confine myself to any particular kind of cement, the only condition being that it must be water and weather proof.

The back and side frame may either or both be made of metal.

I am aware that a paper-weight has been made consisting of a glass cup adapted to receive a picture or an advertisement in its bottom, so as to show through said bottom, backed up with a filling of sand, which filling is held in said cup by a layer of plaster; but such is not a sign adapted to exposure to the weather, or a sign having a cement filling interposed between a glass front and a back cover.

Having thus described my invention, what I claim as new, and desire to secure by Letters Patent, is—

The combination of the glass front B, back C, frame F, metallic molding E, and cement D, substantially as described.

This specification signed and witnessed this 29th day of March, 1875.

HENRY J. BLOWNEY.

Witnesses:

HENRY C. MORGAN,
JOHN G. GREENAWALT.