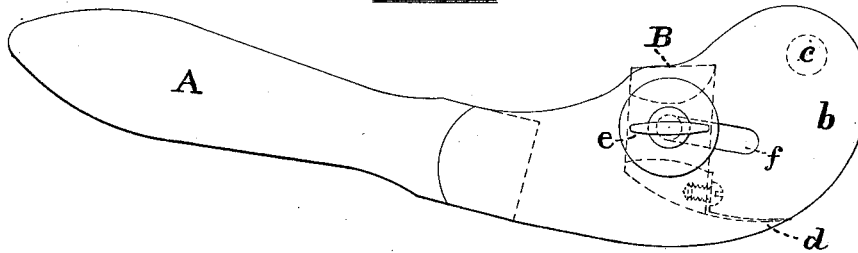


J. W. LEFFERTS.  
Shoe-Sole Edge Trimmer.

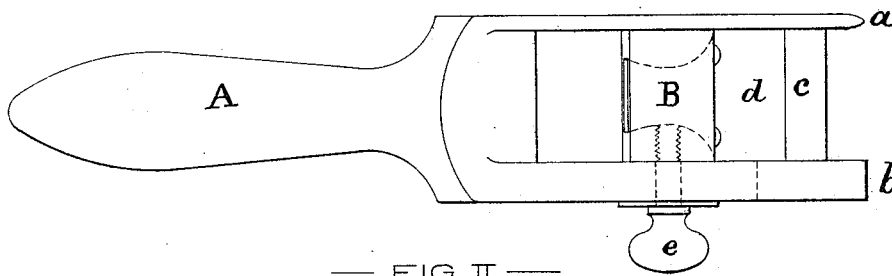
No. 164,569.

Patented June 15, 1875.

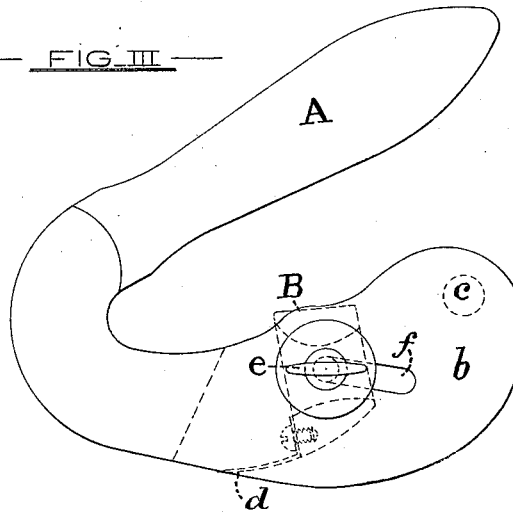
— FIG. I —



— FIG. II —



— FIG. III —



WITNESSES:

*H. A. Daniels*  
*M. F. Halleck*

INVENTOR:

*John W. Lefferts*  
by *Edw. W. Howard*  
*Attorney.*

# UNITED STATES PATENT OFFICE.

JOHN W. LEFFERTS, OF BALTIMORE, MARYLAND, ASSIGNOR OF ONE-HALF HIS RIGHT TO JOHN H. BAER, OF SAME PLACE.

## IMPROVEMENT IN SHOE-SOLE-EDGE TRIMMERS.

Specification forming part of Letters Patent No. 161,569, dated June 15, 1875; application filed June 2, 1875.

*To all whom it may concern:*

Be it known that I, JOHN W. LEFFERTS, of the city of Baltimore and State of Maryland, have invented an Improved Device for Trimming the Edges of the Soles of Shoes, &c., of which the following is a specification; and I do hereby declare that in the same is contained a full, clear, and exact description, of my said invention, reference being had to the accompanying drawings and to the letters of reference marked thereon.

My invention relates to a tool for the above purpose, having therein an adjustable knife, the cutting-edge of which may be placed at different angles with reference to the guiding-edge of the tool proper, and at various distances within or beyond the same, for the double purpose of regulating the thickness of the shaving of leather cut from the edge of the sole, and to allow of the sharpening of the said cutting-edge, as may be desired.

In the further description of my invention which follows, due reference must be had to the accompanying drawing forming a part of this specification, and in which—

Figs. 1 and 2 are, respectively, side and top views of the invention, and Fig. 3 a side view of the same, modified in form.

Similar letters of reference indicate similar parts in all the figures.

A is the handle of the device, from which project the plates *a* and *b*, which are connected at their extremities by the stud *c*. B is a hollow or perforated block, to which is secured the knife *d*. The block B is held with-

in the space existing between the plates *a* and *b*, by means of the thumb-screw *e*, which passes through an elongated aperture or slot, *f*, in the plate *b* aforesaid. The slot *f* allows the knife to be drawn within the line of the plates *a* *b*, or to be thrown outside thereof, as may be necessary to suit the sole, or to be extended sufficiently to admit of the application thereto of any sharpening device.

In the operation of shaving or trimming the edges of shoe-soles, the plate *a*, which is beveled or rounded at the edge thereof, is inserted within the depression formed between the upper and the sole, and the device forced forward by the hand of the operator.

In Fig. 3 the positions of the knife and block, to which it is secured, are reversed, and the handles thrown up, adapting the device to be drawn toward instead of forced from the operator during the trimming operation.

Having thus described my invention, what I claim as new, and desire to secure by Letters Patent of the United States, is—

In a device for shaving or trimming the edges of the soles of shoes, &c., the adjustable block B and knife *d*, in combination with the slotted plate *b*, and thumb-screw *e*, substantially as and for the purpose set forth.

In testimony whereof I have hereunto subscribed my name this 26th day of May, in the year of our Lord 1875.

JOHN W. LEFFERTS.

Witnesses:

JNO. S. MADDOX,  
W. W. WHARTON.