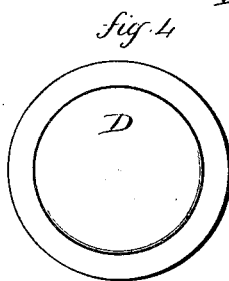
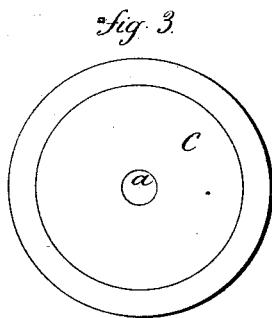
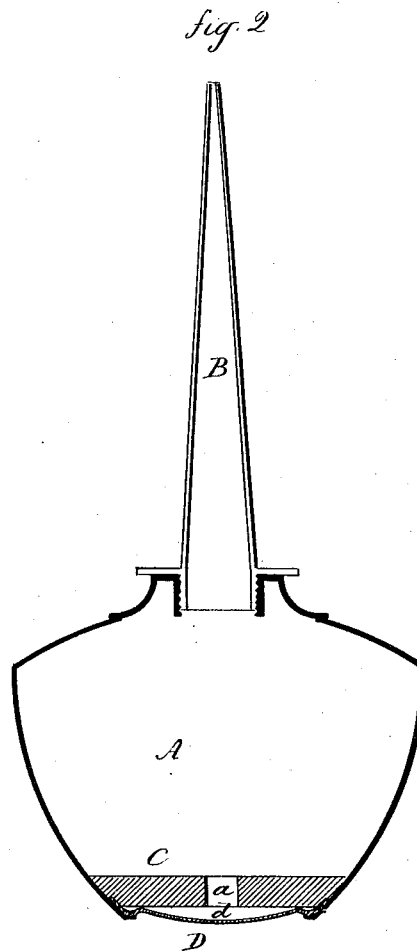
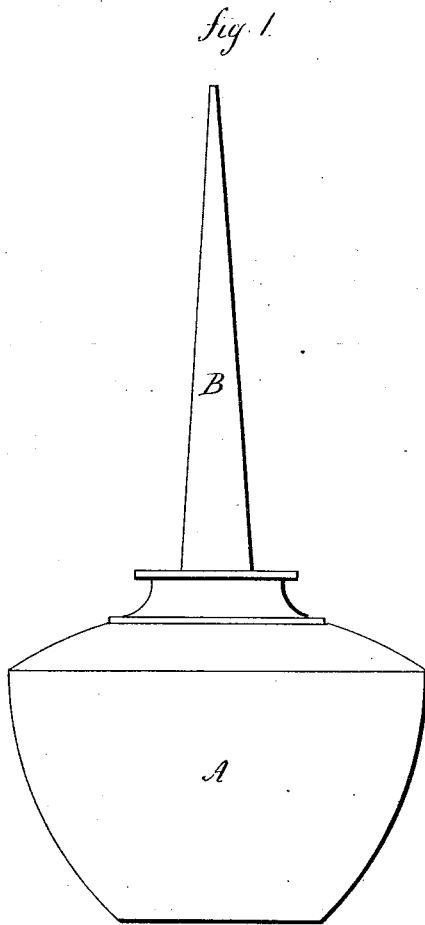


R. B. PERKINS.

Oiler.

No. 164,589.

Patented June 15, 1875.



Witnesses  
*A. Shumway.*  
*Clara Broughton.*

*Russell B. Perkins*  
By atty. *Inventor*  
*John S. Earle*

# UNITED STATES PATENT OFFICE.

RUSSELL B. PERKINS, OF WEST MERIDEN, CONNECTICUT, ASSIGNOR TO  
EDWARD MILLER & CO., OF SAME PLACE.

## IMPROVEMENT IN OILERS.

Specification forming part of Letters Patent No. **164,589**, dated June 15, 1875; application filed  
May 4, 1875.

*To all whom it may concern:*

Be it known that I, RUSSELL B. PERKINS, of West Meriden, in the county of New Haven and State of Connecticut, have invented a new Oiler; and I do hereby declare the following, when taken in connection with the accompanying drawings and the letters of reference marked thereon, to be a full, clear, and exact description of the same, and which said drawings constitute part of this specification, and represent, in—

Figure 1, a side view; Fig. 2, a vertical section; Fig. 3, the ballast detached; Fig. 4, the disk or bottom.

This invention relates to an improvement in that class of oilers which are used for ejecting oil for various purposes, the object being to construct an oiler so that when it rests it may always maintain its vertical position, and yet have the elastic or spring bottom to facilitate the ejection; and it consists in a perforated ballast or weight combined with a concavo-convex bottom, both united and introduced within the spherical fount and secured, all as more fully hereinafter described.

A is the fount, made of substantially the usual form for weighted founts—that is, larger diameter toward the top than at the bottom—and provided with the ejector-tube B, also in the usual manner. As usually made, the metal which forms the fount is continued around for the bottom in the same piece, and filled at the bottom to give the necessary weight to maintain the perpendicularity of the oiler. In that

case an elastic bottom for ejecting the oil is impossible. C is a flat circular plate of heavy metal, with one or more perforations, *a*, through it. D is a disk formed from elastic sheet metal, and struck into concavo-convex form, as seen in Fig. 2, and so as to fit into the open bottom of the fount. The weight C and this disk are placed together in the bottom of the fount, and there secured by solder or otherwise, the concave side of the disk next the weight, so as to leave a space, *d*, between the disk and the weight; hence, holding the oiler in the hand in the usual manner, and pressing upon the outside of the disk D, it will be forced against the weight C, and in consequence of the perforations through the weight, such compression will cause the ejection of the oil in like manner as the common elastic-bottom oilers.

By this construction there is combined in this one oiler all the advantages of the spherical-shaped and the elastic-bottom oilers.

I do not, broadly, claim combining a counter-balance with the elastic bottom of a spherical oiler.

I claim—

The combination of the perforated weight C and the concavo-convex elastic disk D within, and so as to form the bottom of, an oiler-fount, A, substantially as described.

RUSSELL B. PERKINS.

Witnesses:

H. H. PERKINS,  
E. MILLER, Jr.