

J. PEYER.
Artificial Palate.

No. 164,591.

Patented June 15, 1875.

Fig. 1.

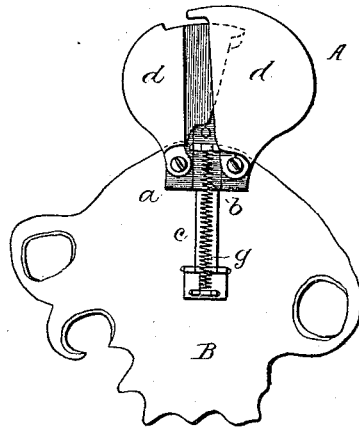


Fig. 2.

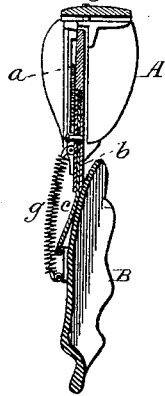


Fig. 3.

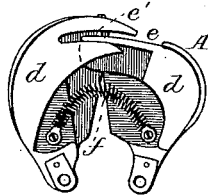


Fig. 4.

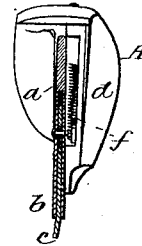
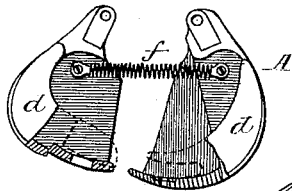


Fig. 5.



Witnesses:
J. S. Brown
A. H. Norris

Inventor
Jacob Peyer.
By: Brown & Allen.
Attys

UNITED STATES PATENT OFFICE.

JACOB PEYER, OF BERNE, SWITZERLAND.

IMPROVEMENT IN ARTIFICIAL PALATES.

Specification forming part of Letters Patent No. **164,591**, dated June 15, 1875; application filed April 3, 1875.

To all whom it may concern:

Be it known that I, JACOB PEYER, of Berne, in the Republic of Switzerland, have invented certain Improvements in Artificial Palates or Obdurators, of which the following is a specification:

This invention relates to an improved valve for artificial palates or obdurators; and it consists in an oval plate provided with a sheath, in which a flat plate or tongue attached to the palate is adapted to fit and move with a slight longitudinal motion, said plate carrying two wings pivoted thereon, and pressed outward by means of a spiral spring, to adapt the valve to the movement of the muscles, as hereinafter fully set forth.

In the accompanying drawings, Figure 1 represents a plan view of my invention; Fig. 2, a vertical sectional view of the same; Fig. 3, a detached view of the wings forming the valve, and Figs. 4 and 5 are detached views of the wings forming the valve.

The valve A is made in three pieces, one of which, *a*, is of oval or other approximate form, and contains the tubular cavity or sheath *b*, for the reception of the lever or tongue *c*, and said oval plate has pivoted to it the two wings *d d*. These three pieces, when in place together, present the same form as the walls of the cavity of the palate. The wings *d* fit together at their upper or free ends by means of a tongue formed on one wing, and a groove formed in the other wing, as at *e e'*, Fig. 3. Between the two pivoted wings forming or constituting the valve is arranged a spring, *f*, preferably a coiled spring, which has a tendency to press the said wings apart or away from each other, in order to enable them to properly fit the parts to which they are ap-

plied, and to accommodate themselves to the movements of the muscle.

The tongue *c* of the valve constructed as above described is hinged or pivoted to the palate-plate B, so as to allow the valve to be moved by the operation of the muscles. A spiral spring, *g*, has one end attached to the palate-plate B and the other end to the oval plate of the valve, the object of such being to return the valve to its proper position after being moved by the operation of the muscles.

The metal used in connection with the rubber in making this apparatus is preferably gold or platinum. In order to strengthen the material and insure solidity in the attachment of the parts, gold or platinum nuts are embedded in the rubber at points where screws are used for attaching the parts together.

The obdurator or artificial palate constructed as above described is intended to remedy the evils resulting from total or partial loss of the palate, and to replace as near as possible the natural palate by enabling the patient to some extent to perform those operations which are performed by means of the natural palate.

Having thus described my invention, what I claim, and desire to secure by Letters Patent, is—

The valve constructed of the oval plate *a*, having a sheath, *d*, in combination with the sliding plate *c*, arranged in said sheath, the wings *d*, pivoted to the said oval plate *a*, and the spring *f*, for pressing said wings outward, all substantially as and for the object specified.

DR. JACOB PEYER.

Witnesses:

DUMAS,
J. P. OLIVIER.