

S. STRUNZ.
Transparent Soap.

No. 164,606.

Patented June 15, 1875.

Fig. 1.

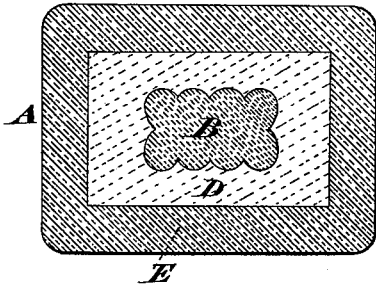


Fig. 2.




Fig. 3.

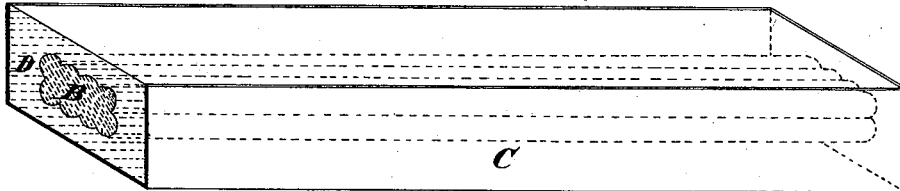


Fig. 4.

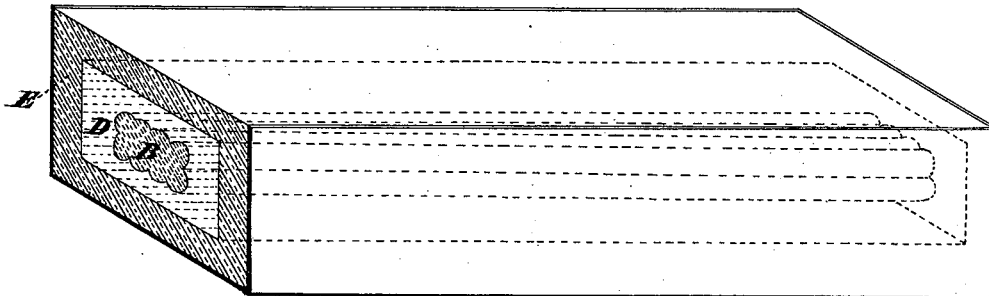
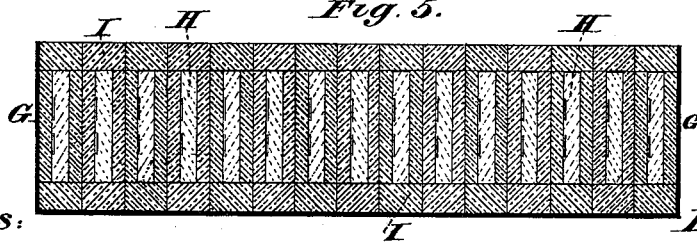


Fig. 5.



Witnesses:

Christopher Lipps.
G. W. Soiné

Inventor:

Stephen Strunz

UNITED STATES PATENT OFFICE.

STEPHEN STRUNZ, OF PITTSBURG, PENNSYLVANIA.

IMPROVEMENT IN TRANSPARENT SOAPS.

Specification forming part of Letters Patent No. **164,606**, dated June 15, 1875; application filed June 1, 1875.

To all whom it may concern:

Be it known that I, STEPHEN STRUNZ, of Pittsburg, in the county of Allegheny and State of Pennsylvania, have invented certain new and useful Improvements in Transparent Soaps.

My invention consists in a process for the manufacture of transparent soaps, in which different kinds of names, figures, stripes, bouquets, or other desired ornaments are inserted or represented in different colors; and the object of my invention is to produce such transparent ornamental soap in such manner that the said names, &c., shall be distinct and well defined, and the different colors not run together in manufacturing it, and the soap has the appearance of a picture in a frame.

I hereby declare the following to be a clear and exact description of my improved process in manufacturing the soap, reference being had to the accompanying drawing forming a part of this specification.

In the drawing, Figure 1 represents a finished cake of soap embodying my invention. Fig. 2 is a modification of the same. Fig. 3 represents the first mold, in which the soap is made, in perspective. Fig. 4 represents the finishing-mold in perspective. Fig. 5 is a longitudinal cross-section of a mold representing the modification.

My invention consists in arranging in transparent soaps, in the same cake or bar, different kinds of names, figures, stripes, bouquets, or other ornaments, in different colors, so that each color shall be well defined and distinct, and it is done by first casting the names, &c., in suitable molds, and allowing them to set, then placing such names, &c., in molds large enough to leave a space to cast the white or other colored soap around them, which is again allowed to set. This bar is then placed in a larger mold to receive the finishing coat, when the soap will be found of uniform cross-section the entire length of the bar.

As a modification of this process I may print, indent, or impress, in any suitable manner, the names, stripes, &c., on a piece of soap of about one-half, more or less, of the thickness of the cake, and cast the other soaps of desired color around it.

In the accompanying drawing, A represents

a cake of soap, which may be part of a bar, or it may be molded in separate pieces, representing any names, stripes, figures, or ornaments, as shown at B, and of any color desired.

The article is produced in the following manner: I first cast or mold the names, stripes, &c., B, of the entire length of the bar, and after it has become hardened or set, I place such names, stripes, &c., in a mold or pan, C, which must be of sufficient size to leave an equal space around them. This space I fill up with white or other soap in a liquid state, and again allow it to set, as shown at D. I then coat such bar with light shellac-varnish to retain its contour, by which it will also unite better with the last or finishing coat E. I place this bar in another larger mold or pan, F, Fig. 4, and pour or cast around such bar the last or finishing coat, E; allow it also to set, and the soap is done, and will be of uniform cross-section the entire length of the bar, each color being entirely distinct and separate.

As a modification of this process, I can print, indent, or impress in any suitable manner the names, stripes, &c., on pieces of soap of about one-half, more or less, the thickness of the desired cake, place them in a mold, as shown in Fig. 5, and cast the other soaps around them.

In Fig. 5 the mold is shown at G, the inner part of the soap, upon which the names, stripes, &c., are printed, indented, or impressed in any suitable manner, at H, and the finishing coat at I, which also represents a frame.

By this manner or process of manufacturing my soap it gives it the appearance of a picture set in a frame.

It may be finished in the usual way on the outside by the common soap-press.

I am aware that colored soaps have been made representing names, &c.; but these have been made in separate molds, introduced one within the other, and the different kinds of soaps cast in a liquid state one after the other in succession, and the molds withdrawn while the soap is yet in a plastic state; but this is impracticable, and differs from my process. I therefore do not broadly claim such soap; but

What I do claim, and desire to secure by Letters Patent, is—

1. The process herein described of manufacturing transparent ornamental soap with different-colored names, stripes, or other ornaments, by printing or impressing them on part of the cake of soap, and casting the transparent coat around it, and, finally, casting the finishing coat around it, so as to give it the appearance of a picture in a frame, substantially as specified.

2. As a new article of manufacture, the transparent ornamental soap herein described,

representing names, stripes, letters, or ornaments, to give it the appearance of a picture in a frame, arranged substantially as herein shown and described.

In testimony that I claim the foregoing as my own I hereby affix my signature in presence of two witnesses.

STEPHEN STRUNZ.

Witnesses:

CHRISTOPHER LIPPS,
G. WM. SOINE.