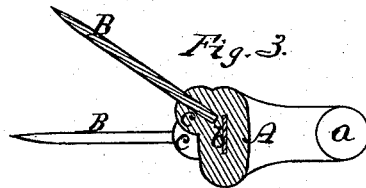
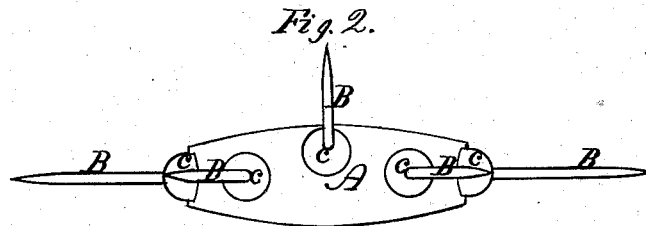
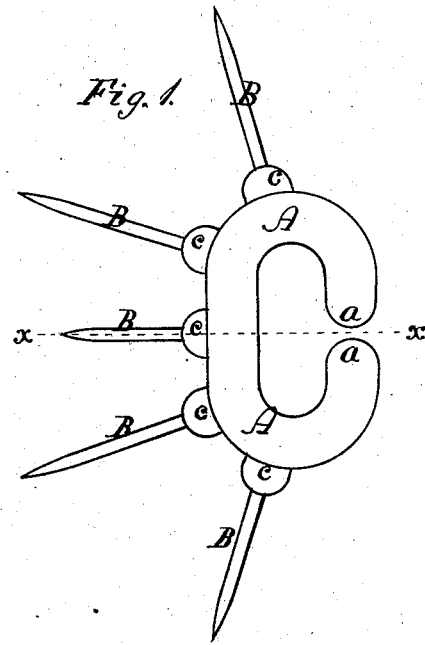


S. TILTON.

Instrument to Prevent Calves from Sucking.

No. 164,665.

Patented June 22, 1875.



WITNESSES  
*W. E. Chaffee*

By

INVENTOR  
*Samuel Tilton,*  
*J. S. Brown,* his Attorney

# UNITED STATES PATENT OFFICE.

SMILIE TILTON, OF ATLANTIC, IOWA.

## IMPROVEMENT IN INSTRUMENTS TO PREVENT CALVES FROM SUCKING.

Specification forming part of Letters Patent No. **164,665**, dated June 22, 1875; application filed June 1, 1875.

*To all whom it may concern:*

Be it known that I, SMILIE TILTON, of Atlantic, in the county of Cass and State of Iowa, have invented an Improved Instrument to Prevent Calves from Sucking; and I do hereby declare that the following is a full and exact description thereof, reference being had to the accompanying drawings making part of this specification—

Figure 1 being a top view of the instrument; Fig. 2, a front view of the same; Fig. 3, a vertical section thereof, in a plane indicated by the line *x x*, Fig. 1.

Like letters designate corresponding parts in all of the figures.

The nature of my invention consists in an elastic clasp, armed with sharp projections elastically embedded in the body of the same, the clasp being constructed so as to clasp and pinch the bridge of the calf's nose, and thereby be retained in the nostrils, with the sharp points projecting forward and upward to prick the cow whenever the calf attempts to suck, and cause the cow to shun it, substantially as hereinafter specified.

In the drawings, A represents the clasp, made substantially of the form required, having its two rounded ends, *a a*, where the bow is separated, nearly in contact with each other, and springing toward each other, if separated. These points or ends are to clasp the bridge of the calf's nose to hold the instrument in place. The clasp is made principally of india-rubber, or equivalent elastic material; and to give it additional strength and firmness, if necessary, a central bow or wire, *b*, Fig. 3, is, or may be, embedded in the middle of the clasp, not reaching, however, quite to the ends *a a*; or, in fact, this stiffener *b* may be nearly or quite inelastic, provided there is sufficient of the rubber mate-

rial at the ends *a a* to produce the necessary yielding for clasping the bridge of the nose, the rubber being solely relied on, in such case, to produce the requisite elasticity. In the front part and sides of this clasp I insert pointed wires or pins B B, in positions substantially as shown, and projecting about as represented, with the points outward, so as to prick the cow with some one or more of them if the calf undertakes to suck. The inner ends of these points are embedded in the india-rubber or other elastic material, of which the clasp is composed. This causes the points to yield and not penetrate the object if the calf strikes anything too forcibly with them; otherwise damage might be done, or the points be soon bent, broken, and rendered useless. If unyielding they also might cause the clasp to injure the calf's nose; but thus made yielding they do no harm whatever. At the same time they are held in the proper positions at all times, and with sufficient firmness to accomplish the object desired. To give a strong hold on the pins and keep them more firmly and securely in position, there are preferably protuberances *c c* around their bases, projecting from the general surface of the rubber, as represented.

What I claim as my invention, and desire to secure by Letters Patent, is—

A clasp or instrument, A, composed of an elastic material, and having pointed projections B B elastically embedded therein, substantially as and for the purpose herein specified.

Specification signed by me this 18th day of May, 1875.

SMILIE TILTON.

Witnesses:

J. T. HANNA,  
J. H. ALEXANDER.