

H. C. CARTER.

Fasteners for Butter-Tubs.

No. 164,717.

Patented June 22, 1875.

Fig. 1

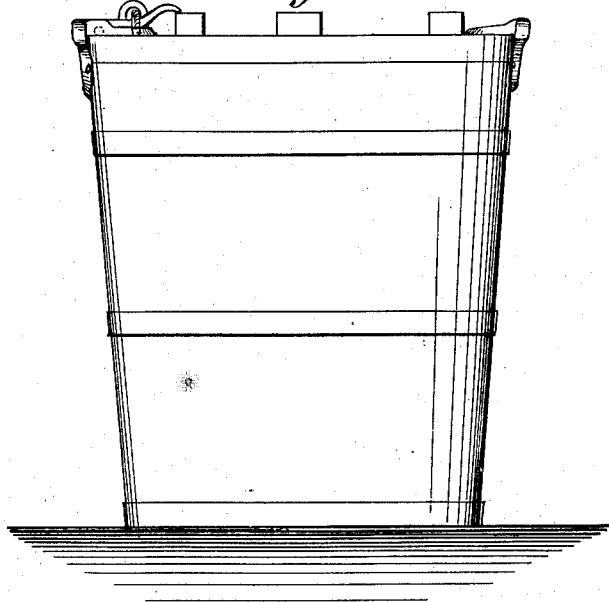


Fig. 2

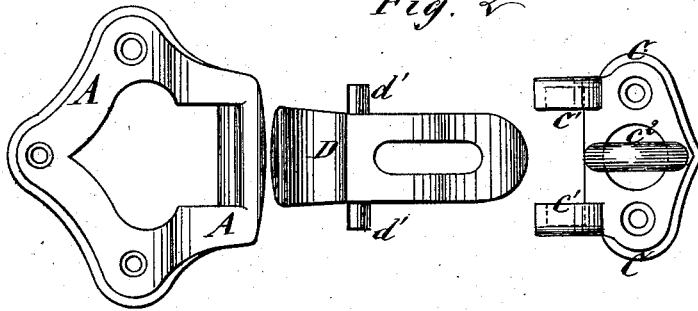


Fig. 4

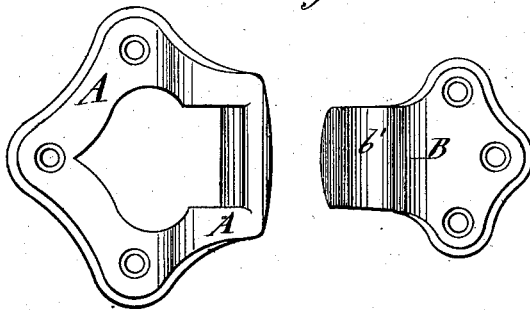


Fig. 3

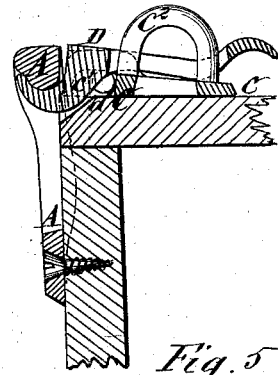
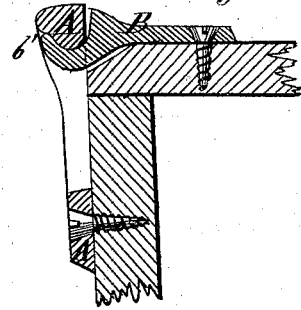


Fig. 5



WITNESSES:

A. J. Terry
Alex. F. Roberts

INVENTOR:

Henry C. Carter
BY
Wm. M. [Signature]
ATTORNEYS.

UNITED STATES PATENT OFFICE.

HENRY C. CARTER, OF NEW YORK, N. Y.

IMPROVEMENT IN FASTENINGS FOR BUTTER-TUBS.

Specification forming part of Letters Patent No. 164,717, dated June 22, 1875; application filed January 18, 1875.

To all whom it may concern:

Be it known that I, HENRY C. CARTER, of New York city, in the county and State of New York, have invented a new and useful Improvement in Fastenings for Butter-Tubs, of which the following is a specification:

Figure 1 is a view illustrating the use of my improved fastenings. Fig. 2 is a detail view of one of the fastenings detached. Fig. 3 is a detail section of the same, shown in position for fastening the cover of a tub. Fig. 4 is a detail view of the other fastening. Fig. 5 is a detail section of the same, shown in position for fastening the cover of a tub.

Similar letters of reference indicate corresponding parts.

My invention has for its object to furnish an improved fastening for securing the covers upon butter-tubs, in such a way that the said covers may be held securely, and also accommodate themselves to any warping of the tubs, and be readily unfastened when desired.

The invention will first be fully described, and then pointed out in the claim.

A are two ears, which are designed to be fastened to the upper part of the outer surface of the opposite sides of the tub, with their upper ends projecting above the upper edge of said tub. The ears A are slotted to receive the fastening-hooks, and their top bars are rounded off upon their lower sides to receive said hooks, and have a shoulder formed upon their outer sides to protect the points of the hooks, as shown in Figs. 2, 3, 4, and 5. B is a plate to be attached to the top of the cover, and which has a hook or claw, *b'*, formed upon its outer edge, and projecting downward and outward from the edge of said cover to enter the cavity of the ear A, so that the top of the said ear need not project above the top of the cover. The cavity of the hook *b'* is so

formed as to act as a cam upon the rounded bar of the ear A, to draw the cover down snugly upon the tub. To the opposite side of the top of the cover is attached a plate, C, which has two projections or arms formed upon its outer edge, which project to the edge of said cover, and have elongated recesses *c'* formed in their under sides to receive the pivots *d'* of the clasp-hook D, and thus allow the fastening to adjust itself to any warping of the tub. The hook D is formed similarly to the hook *b'* of the hook-plate B, so as to act as a cam to draw the cover snugly to its seat. The inner part of the hook D projects inward, and has a slot formed in it to receive the staple-like projection *c''* formed upon the plate C, so that it may be fastened by a key, a padlock, or other fastening.

The inner end of the clasp-hook D is curved, as shown in Fig. 3, so that the finger may be placed beneath it for convenience in unlocking the fastening.

The fastening thus constructed holds the cover firmly in its seat, prevents lateral movement of the cover, and adjusts itself to any warping of the tub, and after the cover is applied no change in the shape of the tub by warping or pressure can unfasten the cover.

Having thus described my invention, what I claim as new, and desire to secure by Letters Patent, is—

The combination of the plate C, having elongated recesses *c'* *c'*, the hook D, provided with gudgeons *d'* *d'*, and the slotted ear A, with the body and cover of a butter-tub, substantially as herein described.

HENRY C. CARTER.

Witnesses:

T. B. MOSHER,
ALEX. F. ROBERTS.