

W. H. ROWE,

Showering-Attachment for Bath-Tubs.

No. 164,768.

Patented June 22, 1875.

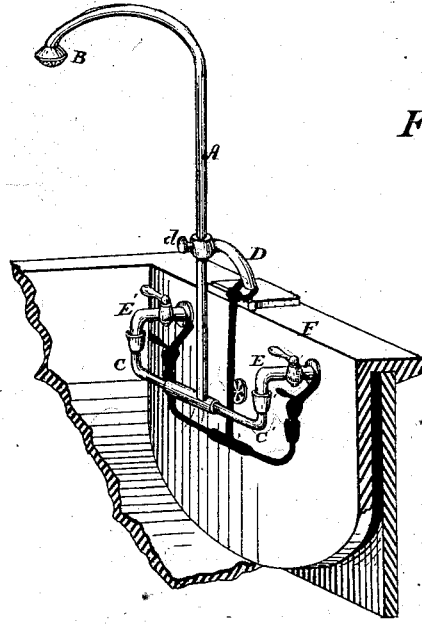


Fig. 1

Fig. 2

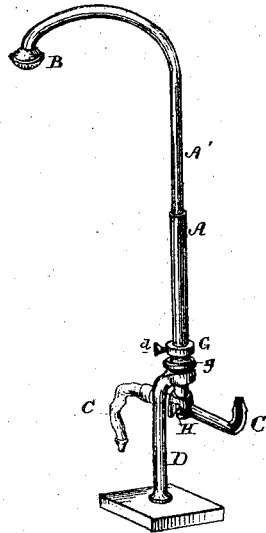
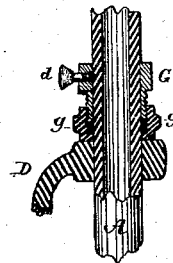


Fig. 3



WITNESSES
W. E. Chaffee
Harry Coleman

INVENTOR

W. H. Rowe

UNITED STATES PATENT OFFICE.

WILLIAM H. ROWE, OF WASHINGTON, DISTRICT OF COLUMBIA, ASSIGNOR
OF ONE-HALF HIS RIGHT TO QUINTON CORWINE, OF SAME PLACE.

IMPROVEMENT IN SHOWERING ATTACHMENTS FOR BATH-TUBS.

Specification forming part of Letters Patent No. 164,768, dated June 23, 1875; application filed
June 9, 1875.

To all whom it may concern:

Be it known that I, WILLIAM H. ROWE, of Washington city, District of Columbia, have invented certain new and useful Improvements in Showering Attachments for Bath-Tubs, of which the following is a specification:

The object of my invention is to provide a simple, cheap, and effective device that may be applied to the faucets of bath-tubs or other apparatus supplied by a head of water, and readily attached and detached therefrom.

In the accompanying drawings, Figure 1 is a perspective view of the device when attached to the faucets; Fig. 2, a similar view, detached, of a modification of the device; Fig. 3, a vertical section through a portion of the stand-pipe, showing device for jamming the sockets onto the faucets.

A piece of metal tubing, forming a stand-pipe, A, is bent over at its upper end, and provided with a sprinkler, B. The lower portion C C' branches off at right angles thereto, and has the ends formed into sockets to receive the nozzles of the hot and cold water faucets E E'. The branches C C' telescope with each other, so that their sockets may be applied to faucets at varying distances apart, to suit different tubs.

A bracket, D, joined loosely to the stand-pipe A, may be affixed thereto by a set-screw, d, at any part of its length, so that the bracket may rest upon the sides of the tub F, or any convenient fixture thereof, and hold the stand-pipe erect, and keep the faucets firmly in their sockets.

When not in use the bracket may be clamped to the lower end of the stand-pipe, so that it will rest upon the floor, and can be set aside in any convenient place.

The device is capable of being modified in its construction, and fitted with various appliances to add to its perfection and appearance without departing from my invention.

In Fig. 2 the stand-pipe is supported by a bracket or stand placed upon the floor, or below the faucets of the tub, instead of above them, as shown in Fig. 1.

The stand-pipe may be made in sections, to telescope one within the other, if desired, and

the branching arms may be formed of rubber instead of metal.

The stand-pipe may be attached to the water-faucets, and held in position by nozzles screwing directly upon them, or the sockets may be jammed firmly upon or into the faucets by a thumb-screw, g, working between the bracket D and a collar, G, clamped to the stand-pipe by a set-screw. This is not necessary, however, as a perfect water-joint is not essential. Rubber rings or packing may be placed in the sockets, which will answer every purpose.

Separate faucets may be attached to the stand-pipe or branch pipes, or a three-way cock, H, Fig. 2, of well-known construction, may be attached to the pipes at their points of union, so that the temperature of the shower may be readily regulated, or the water entirely shut off.

It is believed to be sufficiently convenient to regulate by the faucets of the bath-tub, or even entirely shut off, by simply loosening the set-screw d, which is within convenient reach of the bather, and, when loosened, will permit the pipe to drop from the faucets, and instantly stop the supply to the shower.

I claim as my invention and desire to secure by Letters Patent—

1. A portable showering attachment for bath-tubs having a rigid stand-pipe, provided with a sprinkler and device for connecting with the faucet, so that it may be readily attached or removed therefrom, substantially as described.

2. The combination of the stand-pipe, provided at its upper end with a sprinkler, a branch pipe or pipes for connecting with the faucet or faucets, and a bracket for holding it in position, substantially as described, for the purpose specified.

3. The combination of the stand-pipe, arms for connecting with the faucets, the bracket for holding the pipe in place, and device for jamming the pipes firmly upon the faucets.

WM. H. ROWE.

Witnesses:

W. T. HUTCHINSON,
HARRY C. BIRCH.