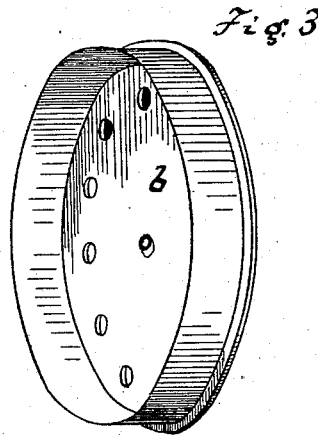
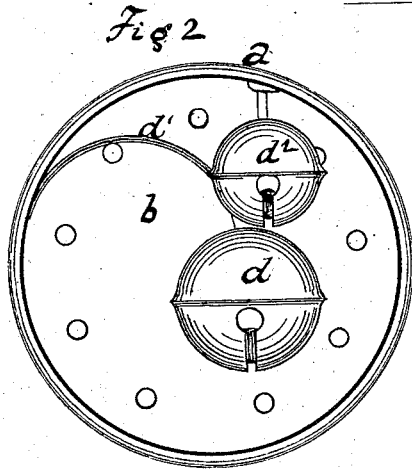
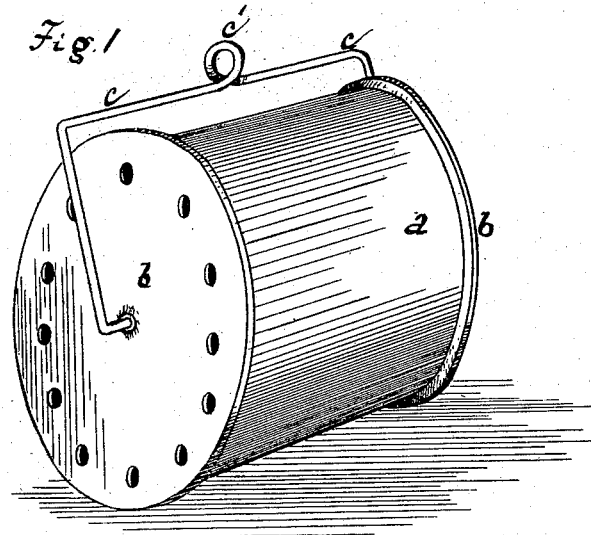


F. ARNOLD.
Bell-Toy.

No. 164,790.

Patented June 22, 1875.



Witnesses
John Pollett
George C. Nolas.

Inventor
Francis Arnold
By W. E. Simmons
Atty

UNITED STATES PATENT OFFICE.

FRANCIS ARNOLD, OF CHATHAM, CONNECTICUT.

IMPROVEMENT IN BELL TOYS.

Specification forming part of Letters Patent No. **164,790**, dated June 22, 1875; application filed May 4, 1875.

To all whom it may concern :

Be it known that I, FRANCIS ARNOLD, of Chatham, in the county of Middlesex and State of Connecticut, have invented a certain new and useful Bell Toy, of which the following is a specification, reference being had to the accompanying drawings.

Figure 1 is a perspective view of the device. Fig. 2 is a cross section. Fig. 3 is a view of the removable cover for one end of the barrel or cylinder.

This invention consists of the combination of, first, a box or barrel, cylindrical throughout its length, or only at or near its ends, which may be drawn or rolled along the floor, the body or ends having ornamental perforations for the escape of sounds; second, bells attached to the inside of the body or ends by elastic or rigid connections; and, third, a wire bail extending longitudinally along the outside of the cylinder, with its ends sprung into the centers of the ends of the cylinder, forming axles for the latter to turn on. A cord to draw the toy may be attached to the bail.

The letter *a* denotes a cylinder or barrel, made, by preference, of sheet metal, with perforated ends, and the body may also be perforated, if desired. The ends *b* may be permanently soldered on; but I prefer that one or both of them be made in the shape of a removable cover, as shown in Fig. 3.

This toy is intended to be drawn along the

floor, and for that purpose the wire bail *c* has its ends sprung into bearing-holes in the ends, the string whereby the child draws the toy being tied into the loop *c'*. Inside the body *a* one or more bells are attached. I have shown the bell *d* attached by a spring, *d'*, and the bell *d*² rigidly attached. As the child trundles or draws the toy along the floor the body *a* rotates, and causes the bells to jingle or give sound.

I am aware of the toy-hoop patent to Hervey and Crawford, of November 19, 1867, the chime toy patent to E. C. Barton, May 19, 1874, and the rolling-bell-toy patent to J. Denell, May 26, 1874, which patents contain some of the elements which go to make up the combination I claim. I do not wish, therefore, to be understood as claiming any of the features claimed in any of said patents.

I claim as my invention—

The combination of the barrel *a*, cylindrical throughout, or at or near its ends only, the bells *d* *d*², attached to the inside of the cylinder or ends by connections *d'*, and the bail *c*, its ends entering the centers of the ends of the cylinder, the whole constructed substantially as shown and described.

FRANCIS ARNOLD.

Witnesses :

JONATHAN C. CLARK,
JOSIAH ACKLEY.