

H. J. WILSON.  
Hame-Fastener.

No. 164,893.

Patented June 22, 1875.

Fig. 1.

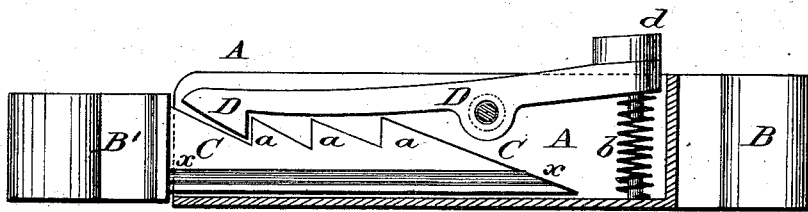


Fig. 2.

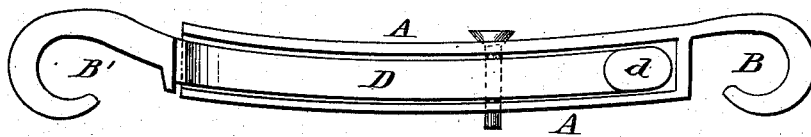
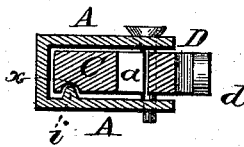


Fig. 3.



WITNESSES:

*P. C. Dieterich.*

*W. C. McArthur.*

INVENTOR:

*H. J. Wilson*

per. *J. H. Alexander*  
ATTORNEY.

# UNITED STATES PATENT OFFICE.

HIRAM J. WILSON, OF MASON, MICHIGAN.

## IMPROVEMENT IN HAME-FASTENERS.

Specification forming part of Letters Patent No. **164,893**, dated June 23, 1875; application filed May 17, 1875.

*To all whom it may concern:*

Be it known that I, HIRAM J. WILSON, of Mason, in the county of Ingham and State of Michigan, have invented certain new and useful Improvements in Hames-Fasteners; and I do hereby declare that the following is a full, clear, and exact description thereof, reference being had to the accompanying drawings, and to the letters of reference marked thereon, which form part of this specification.

The nature of my invention consists in the construction and arrangement of a device for fastening the lower ends of hames together, as will be hereinafter more fully set forth.

In order to enable others skilled in the art to which my invention appertains to make and use the same, I will now proceed to describe its construction and operation, referring to the annexed drawings, in which—

Figure 1 is a longitudinal section of my invention. Fig. 2 is a side view of the same. Fig. 3 is a cross-section.

A represent a metallic sheath, of any suitable dimension, open at one end and along one edge, and formed with a curved hook, B, at its closed end, for receiving the loop in the lower end of the hame. In the sheath A fits a slide, C, formed with a similar curved hook, B', at its outer end, and with teeth *a a* along one side. This slide is held in place by a pivoted catch, D, which fits in the open edge of the sheath, and is held into the teeth of the

slide by means of a spiral spring, *b*, placed within the closed end of the sheath. The spring operates against the inner end of the catch, and forces the other end down in between the teeth of the slide, to hold the same in place. On the inner end of the catch D is formed a thumb-piece, *d*, by pressing on which the other end of the catch is raised from between the teeth *a a*, and the slide can easily be withdrawn or adjusted, as desired.

On the inside of the sheath is formed a bead or guide, *i*, which fits into a groove, *x*, in the slide, to prevent the same from working sidewise.

By this device the hames are easily attached and detached, as desired, and may also be adjusted, as required, to suit horses of different sizes.

Having thus fully described my invention, what I claim as new, and desire to secure by Letters Patent, is—

The combination of the sheath A, with its bead or guide *i*, and the toothed slide C, with its groove *x*, substantially as and for the purposes herein set forth.

In testimony that I claim the foregoing as my own I affix my signature in presence of two witnesses.

HIRAM J. WILSON.

Witnesses:

FRANK I. DARLING,  
H. P. HENDERSON.