

H. C. WILCOX.
Match-Safe.

No. 165,142.

Patented June 29, 1875.

fig. 1.




fig. 2.

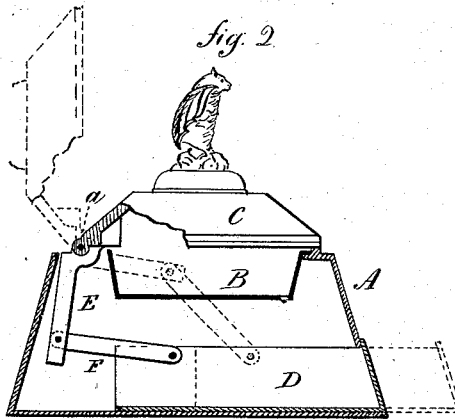
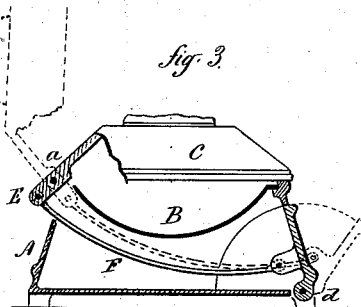


fig. 3.



Witnesses

A. Shumway
Chara Broughton

Horace C. Wilcox
Inventor
By atty.

John S. Earle

UNITED STATES PATENT OFFICE.

HORACE C. WILCOX, OF WEST MERIDEN, CONNECTICUT, ASSIGNOR TO THE
MERIDEN BRITANNIA COMPANY, OF SAME PLACE.

IMPROVEMENT IN MATCH-SAFES.

Specification forming part of Letters Patent No. **165,142**, dated June 29, 1875; application filed
June 17, 1875.

To all whom it may concern :

Be it known that I, HORACE C. WILCOX, of West Meriden, in the county of New Haven and State of Connecticut, have invented a new Match-Safe; and I do hereby declare the following, when taken in connection with the accompanying drawings and the letters of reference marked thereon, to be a full, clear, and exact description of the same, and which said drawings constitute part of this specification, and represent, in—

Figure 1, front view; Fig. 2, transverse section; Fig. 3, modification of the same.

This invention relates to an improvement in match-safes, the object being to combine with the match-holder a receiver for the partially-consumed matches; and it consists in a case, within which is a receiver for the matches, provided with a hinged cover, and combined with a receiver, which is opened by the raising of the cover, as more fully hereinafter set forth.

A is the principal case, in the top of which is a receiver, B, for the matches, of any convenient shape. Over this is a cover, C, hinged to the principal case, as at *a*, and beneath the match-receiver B a space is left within the case to receive the partially-consumed matches;

and preferably in this recess a drawer, D, is arranged, and from the cover C an arm, E, is connected by a rod, F, to the drawer, as seen in Fig. 2; hence, when the cover is raised to open the receiver B, the drawer D will be forced out, as denoted in broken lines, Fig. 2; or the front may be hinged, as at *d*, and the rod F connected to that, as denoted in Fig. 3, so that when the cover is raised it will open the front, as denoted in broken lines, the principal feature being to combine with the principal cover C a connection with the closing device for the space beneath the match-receiver, so that the opening and closing of the cover C will cause a corresponding opening and closing of the waste-receiver beneath.

I claim—

The case A, constructed to form the match-receiver B, and the space for waste below, combined with the hinged cover C, in connection with the device for closing the said waste-space, substantially as described, so that the opening and closing of the cover correspondingly opens and closes the waste-space beneath.

HORACE C. WILCOX.

Witnesses:

ORVILLE H. PLATT,
JAMES P. PLATT.