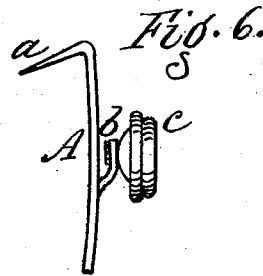
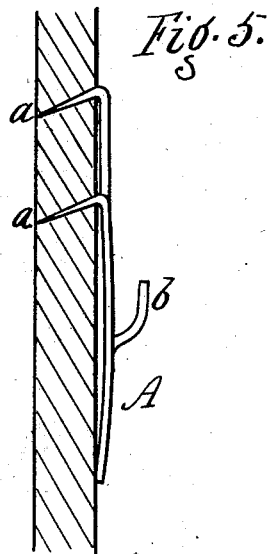
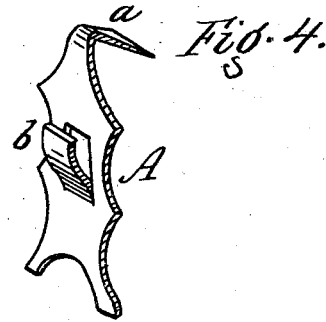
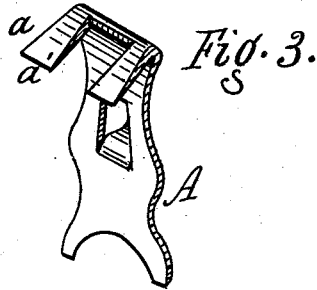
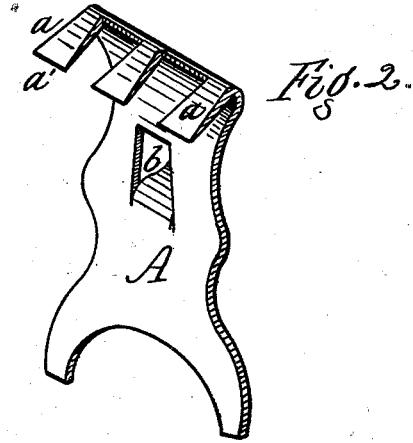
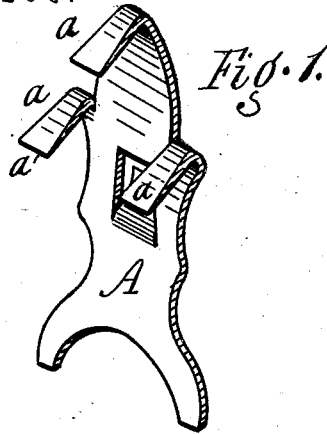


A. BROWN.

Picture-Frame Hanger.

No. 165,206.

Patented July 6, 1875.



Witnesses,
Edwin B. Scott.
Jacob Spahn

Inventor,
Alanson Brown,
per R. F. Osgood,
Atty.

UNITED STATES PATENT OFFICE.

ALANSON BROWN, OF ROCHESTER, NEW YORK.

IMPROVEMENT IN PICTURE-FRAME HANGERS.

Specification forming part of Letters Patent No. **165,206**, dated July 6, 1875; application filed March 6, 1875.

To all whom it may concern:

Be it known that I, ALANSON BROWN, of the city of Rochester, in the county of Monroe and State of New York, have invented a certain new and useful Improvement in Picture-Frame Hangers; and I do hereby declare that the following is a full, clear, and exact description of the construction and operation of the same, reference being had to the accompanying drawings, in which—

Figures 1, 2, 3, and 4 are perspective views of my improvement, showing different forms of the hooks by which the device is held to the wall. Fig. 5 is an elevation, showing the hanger applied to the wall. Fig. 6 is a modification, showing a knob attached to the hanger.

My invention consists of a picture-frame hanger provided with angular hooks for fitting in the side wall, and a tongue-piece, to which the cord is attached, the whole formed from a single piece of metal, as hereinafter described.

A represents the hanger, which may be cut out by a die from sheet metal, or may be cast from malleable iron or brass. On one side, at the top, it is provided with angular hooks *a a*, which turn downward to strike into the wall, while on the other side it has a tongue-piece, *b*, cut from the blank, which turns upward to receive the cord of the picture.

If desired, a knob, *c*, as shown in Fig. 6, may be attached to the hanger to form an ornament.

The blank A may be made of any ornamental form, and any desired number of the hooks *a a* may be used, from one upward, as shown in the different Figs. 1, 2, 3, and 4. These hooks may also be located in line, or they may be dispersed, as indicated in Fig. 1. In the latter case the hooks, one above another, serve to give a stronger hold, and are more specially adapted to large and heavy pictures. The hooks are made straight from base to point, but the point *a'* is the widest, in order that when inserted in the plaster the downward strain, under weight, will meet with the greatest resistance at the point within the plaster, thereby preventing the crumbling that would occur at the outer end, and at

the surface of the plaster, if the strain was brought to bear there.

The hooks are, preferably, made of such length as to strike nearly through the plaster where inserted.

The body of the blank A is bent or curved outward from the wall, and is carried some distance below the tongue-piece *b*, so that the top and bottom of the blank only touch, as shown in Fig. 5, by which means an arch is given to the hanger, which makes it keep its place when weight is applied.

The projection below the tongue forms a fulcrum, which prevents the angular hooks from being drawn out by the turning over of the hanger. The tongue-piece *b* is also formed so that when the cord rests thereon it comes close to the body of the hanger, and draws down in a direct line, producing no leverage on the hooks, as it would do if the attachment of the cord was carried outward away from the body.

In applying the hanger the hooks are simply placed against the wall, and are driven in by the use of a hammer or other instrument, a single blow being usually sufficient to indent them, thus making the hanger an attachment to the wall. The hanger will thus hold its place without breaking out the plaster, unless overweight is applied, and when relieved from the weight they may be easily removed by the fingers.

I am aware that hangers are known having upper and lower teeth, which are pressed into the ceiling and wall by an expanding-screw; also, others having upper and lower teeth, which are held in the ceiling and wall by the weight of the picture.

My device differs from these in having but a single set of angular hooks, which simply suspend the hanger.

A main object of my invention is cheapness, and by stamping the hooks and tongues from the blank, as described, I can make the whole from one piece of metal at a cost but little above that of the metal itself.

I do not claim a picture-hanger having straight pointed teeth, as I am aware that the same is not new; but

I claim—

As a new article of manufacture, the picture-hanger A, formed from a single piece of metal, with the tongue *b* and teeth *a a* struck out on the two opposite sides, and the said teeth forming hooks, which stand angular to the plate to strike into and hold in the wall, and made broadest at their points to prevent crumbling of the plaster, as herein shown and described.

In witness whereof I have hereunto signed my name in the presence of two subscribing witnesses.

ALANSON BROWN.

Witnesses:

R. F. OSGOOD,
EDWIN B. SCOTT.