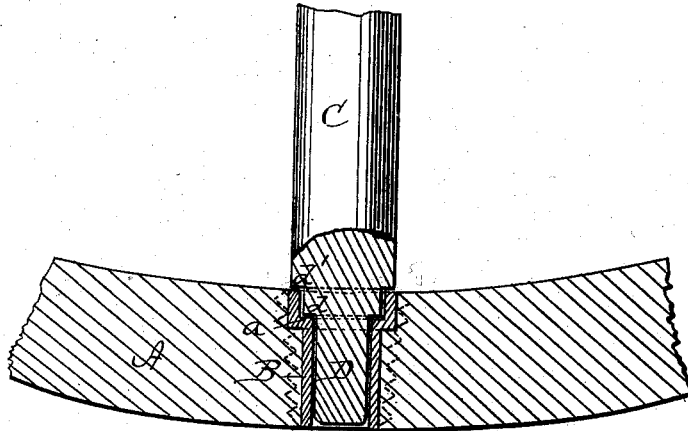


J. B. BLATT.  
Spoke-Socket.

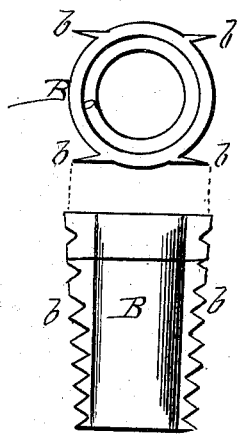
No. 165,403.

Patented July 13, 1875.

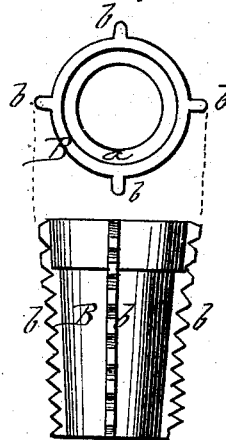
*Fig. 1.*



*Fig. 2.*



*Fig. 3.*



WITNESSES:

*P. C. Dietrich*

*W. C. Arthur*

INVENTOR:

*John B. Blatt.*

per. *C. H. Watson & Co*  
ATTORNEYS.

# UNITED STATES PATENT OFFICE.

JOHN B. BLATT, OF READING, PENNSYLVANIA.

## IMPROVEMENT IN SPOKE-SOCKETS.

Specification forming part of Letters Patent No. **165,403**, dated July 13, 1875; application filed December 15, 1874.

*To all whom it may concern:*

Be it known that I, JOHN B. BLATT, of Reading, in the county of Berks and State of Pennsylvania, have invented certain new and useful Improvements in Spoke-Sockets; and I do hereby declare that the following is a full, clear, and exact description thereof, which will enable others skilled in the art to which it pertains to make and use the same, reference being had to the accompanying drawings and to the letters of reference marked thereon, which form a part of this specification.

The nature of my invention consists in the construction of a metallic socket to be inserted in the felly of a wheel, and have the spoke driven into the same, as will be hereinafter more fully set forth.

In the annexed drawing, Figure 1 is a longitudinal section of my invention, showing the socket and spoke inserted in the felly. Figs. 2 and 3 are views of the socket.

A represents a part of the felly of a wheel. B is a malleable-iron sleeve or socket, of exactly the same length as the width of the felly. The interior of this socket is formed with a circumferential shoulder or offset at *a*. On the exterior of the socket are four longitudinal toothed or corrugated ribs, *b b*, more or less.

These ribs may extend radially with the socket, as shown in Fig. 3, or otherwise, as may be desired, and their edges may be made sharp or blunt, as deemed most advantageous.

The socket B is pressed or driven into the

felly while the felly is held between strong clamps. C represents the spoke formed at its outer end, with a tenon, D, having two circumferential shoulders or offsets, *d d'*. This tenon is driven into the socket B, and fits tightly therein.

The iron socket B prevents the felly from splitting, and forms a support for the spoke. The toothed or corrugated ribs *b b* prevent the socket from turning in the felly, and the socket and ribs being made tapering; as shown, the socket cannot work out of the felly.

I am aware that it is not new to insert a metal socket in a felly for the insertion of the spokes, and I do not therefore broadly claim such device; but

Having thus fully described my invention, what I claim as new, and desire to secure by Letters Patent, is—

1. The metal socket B, provided with interior shoulder *a* and exterior toothed or corrugated ribs *b b*, substantially as and for the purposes set forth.

2. The combination of the felly A, metal socket B, with ribs *b*, and the spoke C, with tenon D, all constructed substantially as and for the purposes set forth.

In testimony that I claim the foregoing as my own I affix my signature in presence of two witnesses.

JOHN B. BLATT.

Witnesses:

WM. B. SCHOENER,  
ISAAC S. ROLAND.