

H. C. JONES.  
Grain-Baskets.

No. 165,417.

Patented July 13, 1875.

Fig. 1

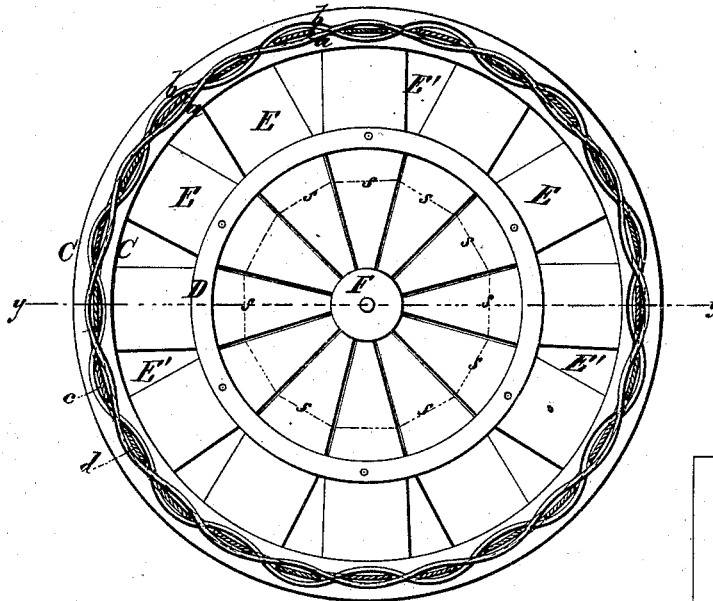


Fig. 3

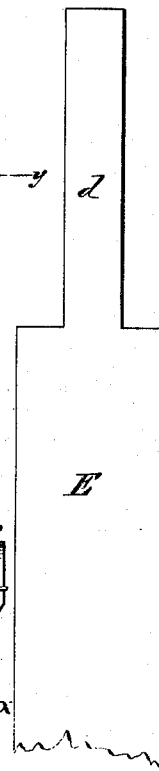
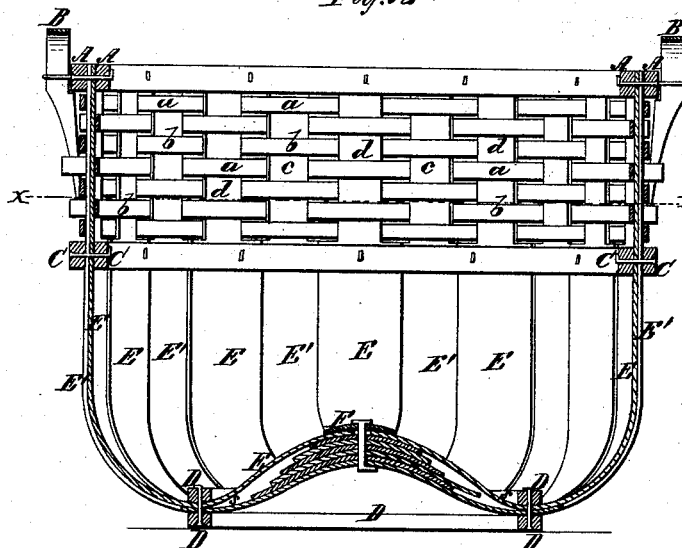


Fig. 2



Witnesses:  
James W. ...  
J. ...

Inventor:  
Horace C. Jones,  
by  
Wm. S. ... & Lawrence,  
his attorneys.

# UNITED STATES PATENT OFFICE.

HORACE C. JONES, OF DOWAGIAC, MICHIGAN.

## IMPROVEMENT IN GRAIN-BASKETS.

Specification forming part of Letters Patent No. **165,417**, dated July 13, 1875; application filed April 8, 1875.

### CASE H.

*To all whom it may concern:*

Be it known that I, HORACE C. JONES, of Dowagiac, in the county of Cass and State of Michigan, have invented an Improvement in Stave-Baskets; and I do hereby declare that the following is a full, clear, and exact description thereof, reference being had to the accompanying drawings, making part of this specification, in which—

Figure 1 is a horizontal section, in the line *x x* of Fig. 2, of a stave-basket constructed according to my invention. Fig. 2 is a vertical section of the same in the line *y y* of Fig. 1; Fig. 3, a face view of a portion of one of the staves formed with upper splint extension.

My invention consists in both an inside and outside series of staves, of full width, which extend upward from the bottom of the basket only to or near the upper edges of the middle hoops, and from this point extend up in form of narrow splints to or near the upper edges of the rim hoops of the basket, in combination with splints interwoven horizontally with said splint extensions of the inner and outer series of staves.

In the drawings of the stave-basket represented, A A are the rim-hoops; B B, handles; D D, outside and inside bottom hoops; E E', staves; *c d*, splint extensions of the staves, and *a b* horizontal interwoven splints. The splint extensions of the staves are formed by reducing the width of the staves from about the middle hoops to their upper ends, as shown in Fig. 3. The horizontal splints are interwoven with the vertical splint extensions in the whole space which is between the rim and middle hoops, the manner of weaving being the same as is practiced in making ordinary splint-baskets.

The construction of stave-baskets in the manner I have set forth greatly reduces their weight and cost, and when compared with re-

gard to strength with ordinary splint-baskets will be found much firmer and stronger than such splint-baskets. The plan of construction shown enables the manufacturer to use lumber which may be wide enough along a portion of its length to form a stave which is to extend from the bottom up to the middle hoop, but too narrow to go up to the rim-hoops, the narrow portion answering very well to form the splint extensions, but not to form the upper part of a stave-basket of the ordinary construction; and, further, the horizontal splints may be made out of cheap lumber, which will not answer for staves.

My invention is applicable to stave-baskets with any style of bottoms, and which have that portion of their body which is between the middle and bottom hoops made of staves of the full width and lapped in the usual manner. In the drawing the bottom portions of the staves are shown confined together, centrally, by a washer, F, fastened in place by a rivet. But if the ends of the staves are cut off, as indicated by the dotted lines *s s*, this washer is dispensed with, and the inner series of staves are terminated inside of the inner bottom hoop D.

I am aware of B. F. Tuthill's patent, dated June 27, 1871, and, therefore, do not claim anything shown in said patent; but

What I do claim is—

A stave-basket, as herein set forth, made up of horizontal splints and inner and outer staves, the upper ends of both the inner and outer staves being reduced to splints between the middle and the rim hoops, all combined substantially as and for the purpose described.

HORACE C. JONES.

Witnesses:

JOS. B. CLARKE,  
MARY A. JONES.