

W. S. LAWRENCE.

Plow.

No. 165,451.

Patented July 13, 1875.

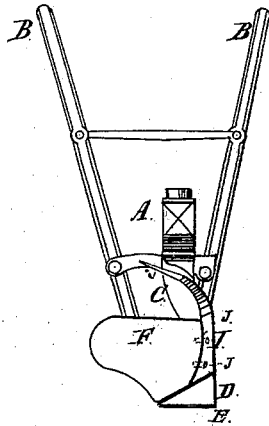


Fig. 2.

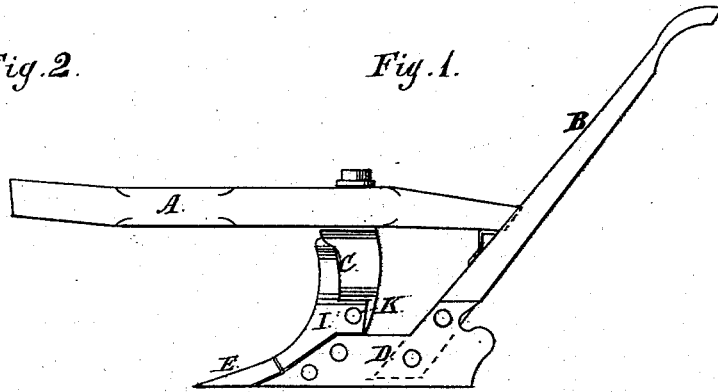


Fig. 1.

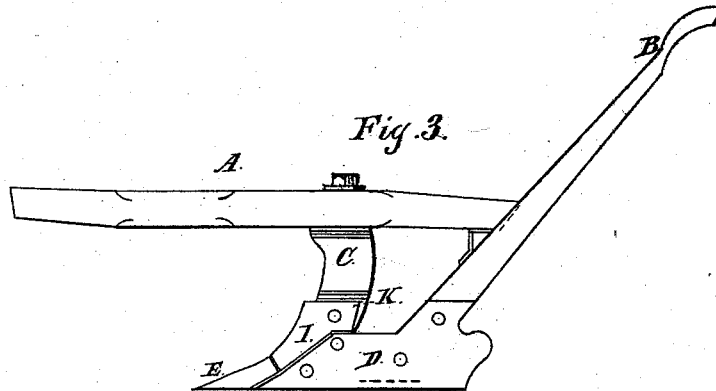


Fig. 3.

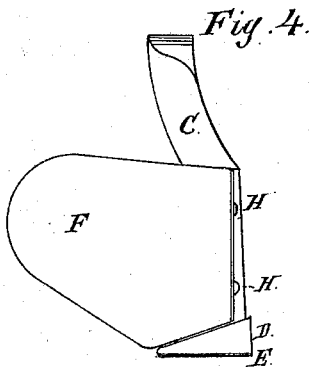


Fig. 4.

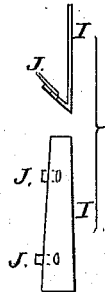


Fig. 5.

Witnesses:  
Heinrich F. Bruns.  
Lewis L. Coburn

Inventor:

William S. Lawrence

# UNITED STATES PATENT OFFICE.

WILLIAM S. LAWRENCE, OF KALAMAZOO, MICHIGAN, ASSIGNOR OF ONE-HALF HIS RIGHT TO LEBEUS C. CHAPIN, OF SAME PLACE.

## IMPROVEMENT IN PLOWS.

Specification forming part of Letters Patent No. **165,451**, dated July 13, 1875; application filed September 27, 1874.

*To all whom it may concern:*

Be it known that I, WILLIAM S. LAWRENCE, of the city of Kalamazoo, in the county of Kalamazoo and State of Michigan, have invented an Improvement in Plows, of which the following is a specification, reference being had to the accompanying drawings, which form a part thereof.

My invention relates to that class of plows which has a colter extending upward above the plow-point.

The object of the invention is to make a plow with the colter attached to and carried by a plow-standard, and in extending said colter up and curving it over to the mold-board side of the plow, so as to carry over and discharge all stubble and other material which ordinarily clogs plows when in use.

In the annexed drawing, Figure 1 represents a side view of my improved plow; Fig. 2, a front view of the same. Fig. 3 is a side view of my plow with the colter made in a separate piece, but only carried up to the ordinary height of the colter. Fig. 4 represents a front view of my plow with the colter removed, showing the openings under the edge of the mold-board for receiving lugs or projections attached to the colter, which hold it in place; and Fig. 5 shows a top and a front view of my colter detached.

A represents the plow-beam, B the handles, C the standards, D the land-side, of the plow, E the point, and F the mold-board. The mold-board and land-side of the plow do not extend forward so far as the standard of the plow. Beneath the front edge of the mold-board I make recesses H in the standard. The colter I is provided on its mold-board side with stationary lips or lugs J, firmly attached in any

suitable manner thereto. A flange, K, of the colter extends back on the standard above on the land-side of the plow, and a screw passes through this flange and the standard of the plow. The colter can be readily removed and renewed, independently of the point of the plow, and the point can be removed and renewed independently of the colter. In Figs. 1 and 2 of the drawings the colter extends up and curves in over the mold-board of the plow, and serves as a clearer to keep the plow from clogging. Everything that takes the colter and is not cut by it is carried up, and by the shape of the colter is carried over and discharged, instead of passing against the plow-standard. The standard C extends up straight above the land-side to make an attachment for the plate K of the colter I. The standard then sets inward toward the mold-board, making an abrupt offset, which carries the top of the standard in over the bottom of the land-side of the plow.

I claim—

1. The plow-colter I, forming the forward extension of the mold-board and land-side, and having its top extended up and curved over the mold-board beyond the plow-standard, forming a clearer to carry the straw, &c., under the furrow, as specified.

2. The plow-standard C, extending up straight to form an attachment and support for the colter, and having an offset carrying the top of the standard back under the plow-beam, in combination with the plate K of the colter, as specified and shown.

WILLIAM S. LAWRENCE.

Witnesses:

HEINRICH F. BRUNS,  
LEWIS L. COBURN.