
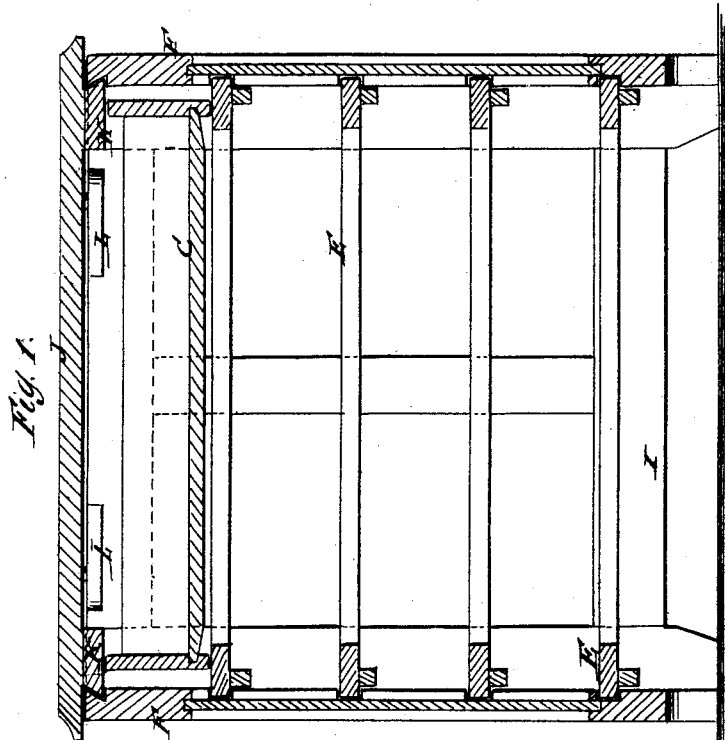
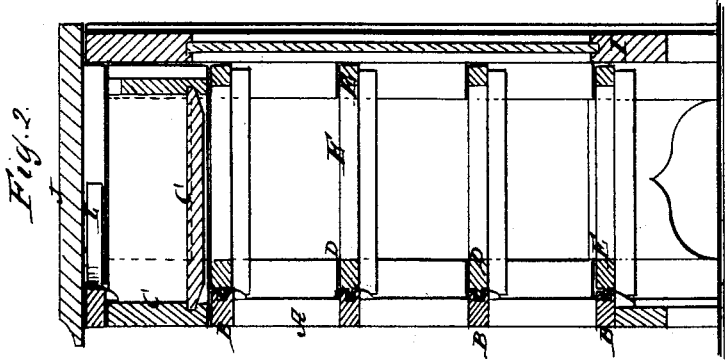


W. S. MOSES.  
Knock-Down Bureau and Wash-Stand.

No. 165,494.

Patented July 13, 1875.



WITNESSES:  
*E. Wolff*  
*A. J. Terry*

INVENTOR:  
*Wm Smith Moses*  
BY *Mumford*  
ATTORNEYS.

# UNITED STATES PATENT OFFICE.

WILLIAM S. MOSES, OF LEBANON, NEW HAMPSHIRE.

## IMPROVEMENT IN KNOCK-DOWN BUREAUS AND WASH-STANDS.

Specification forming part of Letters Patent No. **165,491**, dated July 13, 1875; application filed June 5, 1875.

*To all whom it may concern:*

Be it known that I, WILLIAM SMITH MOSES, of Lebanon, in the county of Grafton and State of New Hampshire, have invented a new and Improved Knock-Down Bureau and Wash-Stand, of which the following is a specification:

In this improved plan for the construction of bureaus and wash-stands so as to be taken apart for packing in small space for transportation, &c., the front rails for the support of the drawers are divided in two parts longitudinally, and the front portion is permanently attached to the front of the bureau, while the other portion forms part of a removable frame for the support of the drawer, and the front sides and back connect by dovetail joints sliding together vertically, and are locked by the top, which slides in the sides, over the back, over and against the front, and is fastened by cams concealed inside, all being so arranged that no joints are visible, and so that the bureau stands firm and strong as when the parts are permanently attached together.

Figure 1 is a longitudinal sectional elevation taken on the line *x x* of Fig. 3. Fig. 2 is a transverse section taken on the line *y y* of Fig. 3, and Fig. 3 is a top view with the top board removed.

Similar letters of reference indicate corresponding parts.

A is the front, in which the front part of the rails B, for the support of the drawers C, are permanently framed, so as to make a good front finish, while the other part, D, is connected to, and forms part of, the supporting-frame E for the drawer, which is removable. The sides F of the bureau are dovetailed into the front to slide together from the top down, and so that the joints are concealed in the

rear side of the front. The back I is dovetailed to the sides by the joints H, which are not visible on account of being behind next to the wall, and the top J is dovetailed to the sides by the cleats K, and slides in from behind before the back is put in far enough to let the back drop in behind it; then it slides back until the cleats touch the back, and is tightened up against the front by the cams L, thus locking the front, sides, and back, and being locked itself. The cams can be reached readily under the top rail when the upper drawer is pulled out.

In all knock-down bureaus heretofore made the rails B have been made in one piece, which, being removable, as it must be, made joints in the front too unsightly to be tolerable.

This plan removes all objection on this account, and it makes substantial and serviceable articles.

Having thus described my invention, I claim as new and desire to secure by Letters Patent—

1. The rails for the front support of the drawers in a knock-down bureau or wash-stand, constructed in two parts, B D, and the part B permanently framed in the front A, and the part D being removable together with the other portion of the drawer-supporting frame, substantially as specified.

2. In a knock-down bureau, the combination of the front, sides, back, and top, connected by sliding dovetail joints, and arranged to lock the front, sides, and back by the top, and to lock the top by the back and the cams L, substantially as specified.

W. S. MOSES.

Witnesses:

D. B. WYMOUTH,  
W. M. HARTSHORN.